

CHAPTER

1



- | | |
|------------------|-------------------------------|
| Lessons (1 - 2) | Count up to (3) |
| Lessons (3 - 6) | Count up to (5) |
| Lessons (7- 8) | Writing numbers from (0 to 3) |
| Lessons (9 - 10) | Writing numbers (4 & 5) |

نفوقه في أي عمل عليه العلامة دي



هذا العمل حصري على موقع ذاكرولى التعليمى ويسمح بمشاركته فقط ولا يسمح بتداوله على أي مواقع أخرى للمزيد من أعمالنا الحصرية تفضل بزيارة موقعنا الإلكتروني من هنا <https://www.zakrooly.com>

Lessons
(1 - 2)

Count up to (3)

Outcomes

Students will:

- identify the month, day and date.
- count how many days they have been at school.
- count (3) objects.
- compare (3) objects by size, shape and color.

Number chart

1	2	3	4	5	6	7	8	9	10
11	12	13	14	15	16	17	18	19	20
21	22	23	24	25	26	27	28	29	30
31	32	33	34	35	36	37	38	39	40
41	42	43	44	45	46	47	48	49	50
51	52	53	54	55	56	57	58	59	60
61	62	63	64	65	66	67	68	69	70
71	72	73	74	75	76	77	78	79	80
81	82	83	84	85	86	87	88	89	90
91	92	93	94	95	96	97	98	99	100

Calendar

September 2019						
Sat	Sun	Mon	Tue	Wed	Thu	Fri
	1	2	3	4	5	6
7	8	9	10	11	12	13
14	15	16	17	18	19	20
21	22	23	24	25	26	27
28	29	30				

Date of the day / /

◆ Days of the week:



4

Chapter (1) Lessons (1 - 2)



هذا العمل حصري على موقع ذاكرولي التعليمي ويسمح بمشاركته فقط ولا يسمح بتداوله على أي مواقع أخرى للمزيد من أعمالنا الحصرية تفضل بزيارة موقعنا الإلكتروني من هنا <https://www.zakrooly.com>

Number 1



I have one (1) father, one (1) mother, one (1) sister and one (1) brother.



Trace and write:



Circle one thing as in the example:



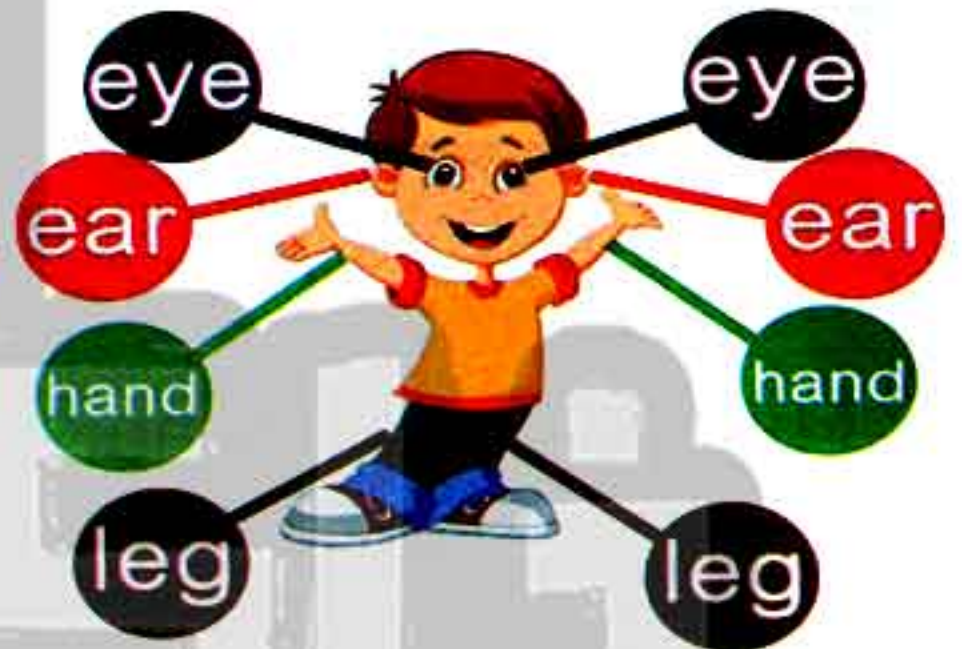
Answer (orally):

- 1) What things in your room do you have **only one** of them?
- 2) What things in your bag do you have **only one** of them?

Number 2



I have **two (2)** eyes, **two (2)** ears, **two (2)** hands and **two (2)** legs.



Trace and write:



Circle two things as in the example:



Answer (orally):

- 1) What things do you have **two** of them?
- 2) What things in your room do you have **two** of them?

Number 3

3



3



3



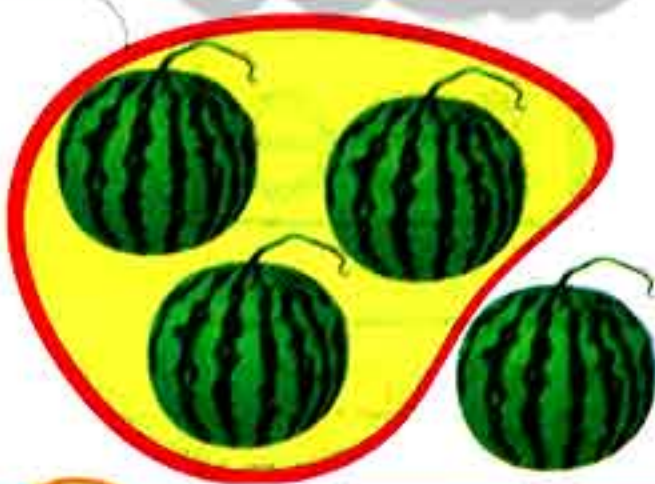
3



Trace and write:



Circle three things as in the example:



Answer (orally):

- 1) How many colors are in the Egyptian flag?
- 2) What things do you have three of them?

First Term

7




Activities

1) Write:


1				
one				
2				
two				
3				
three				

2) Write the number:




3) Match with the right number:

1




three

2




one

3




two

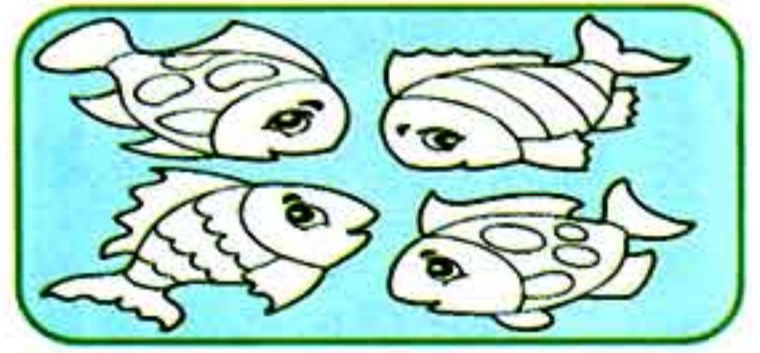
4) Color according to the given number:




1



2



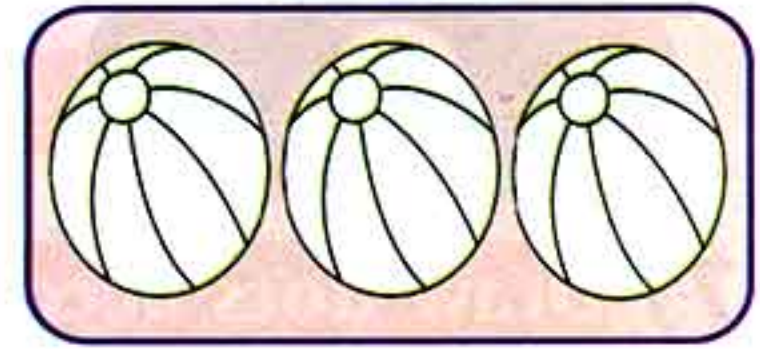
3



3



1



2

5) Complete:

The number of the blue balloon

The number of the red balloon

The number of the yellow balloon



The number of the biggest rock

The number of the smallest rock

The number of the other rock



The number of the cup

The number of the box

The number of the tree



First Term

9

6) Circle according to the given number:



7) Draw dots according to the raised fingers:





8) Circle the different shape:




9) Circle the biggest:



10) Circle the different color:



11) Count and match as in the example:



12) Circle the number as in the example:



1 2 3

1 2 3


1 2 3

1 2 3

13) Match the same shapes:



14) Match the same sizes:



15) Match the same colors:



Lessons
(3 - 6)

Count up to (5)

Outcomes

Students will:

- identify the month, day and date.
- count how many days they have been at school.
- count up to (5) using a number line.
- compare (4) and (5) objects by size, shape and color.
- participate in data collection.

Number chart

1	2	3	4	5	6	7	8	9	10
11	12	13	14	15	16	17	18	19	20
21	22	23	24	25	26	27	28	29	30
31	32	33	34	35	36	37	38	39	40
41	42	43	44	45	46	47	48	49	50
51	52	53	54	55	56	57	58	59	60
61	62	63	64	65	66	67	68	69	70
71	72	73	74	75	76	77	78	79	80
81	82	83	84	85	86	87	88	89	90
91	92	93	94	95	96	97	98	99	100

Calendar

September 2019						
Sat	Sun	Mon	Tue	Wed	Thu	Fri
	1	2	3	4	5	6
7	8	9	10	11	12	13
14	15	16	17	18	19	20
21	22	23	24	25	26	27
28	29	30				

day month year

Date of the day / /

Months of the year



Complete:

- The number of the months of the year is
- The first month is The last month is

First Term

13



هذا العمل حصري على موقع ذاكرولي التعليمي ويسمح بمشاركته فقط ولا يسمح بتداوله على أي مواقع أخرى للمزيد من أعمالنا الحصرية تفضل بزيارة موقعنا الإلكتروني من هنا <https://www.zakrooly.com>

Number 4



The chair has 4 legs.






The horse has 4 legs.

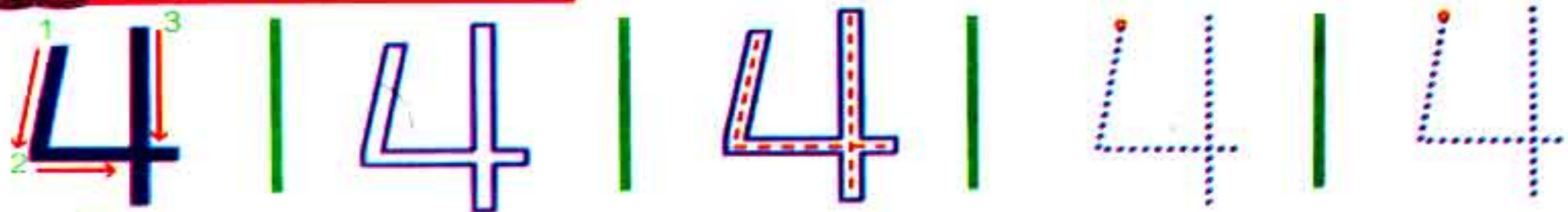


The car has 4 wheels.

Color (4) things from each group:



Trace and write:



Number 5



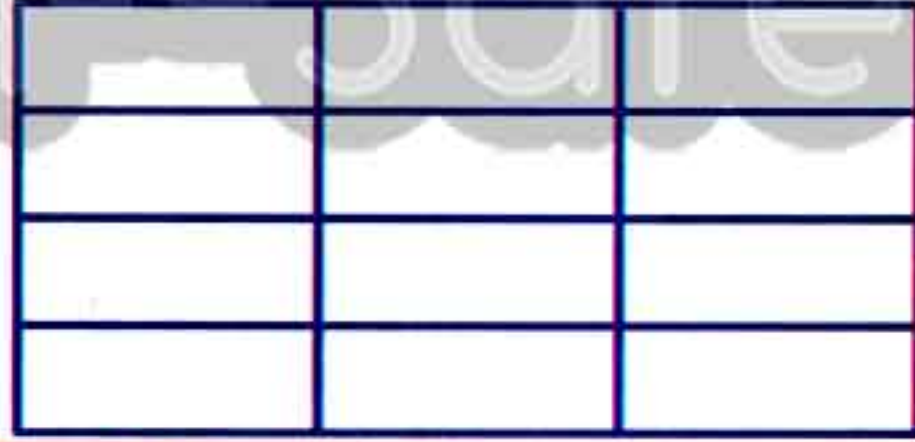
نفوقه في أي عمل عليه العلامة ري




Trace and write:



Color (5) spaces:



Circle the group of (5) objects:



First Term

15



Activities


1) Write:

4				
four				
5				
five				

2) Color according to the number:

1					
2					
3					
4					
5					

3) Write the number below each group:



Note

The number of things doesn't change by the order.

تابع جديد زاكروولي على موقعنا
<https://www.zakrooly.com>

4) Circle the different picture in each group:



5) Match:

1	
2	
3	
4	
5	

One	
Two	
Three	
Four	
Five	

6) Draw dots according to the number below:



7) How many letters are there in each word?



8) Complete as in the given example:



EX.	H	H H	H H H	H H	H H
1	O	O O	O O
2	R	R R R	R R R R R
3	S	S S S
4	E	E E	E E E E E

9) Color in order:



Colour (3) flowers in red, (4) flowers in blue and the remaining flowers in yellow.

How many flowers did you color in yellow?

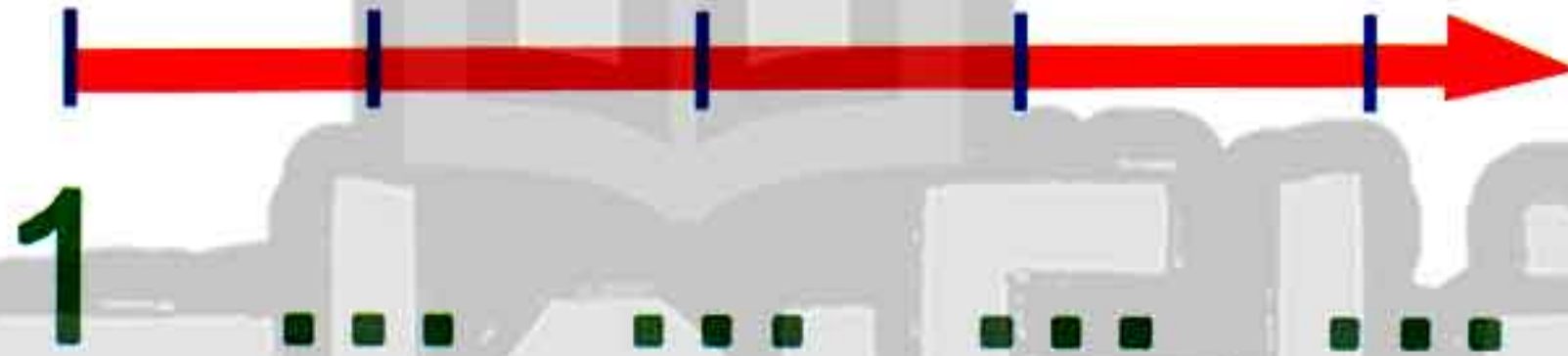
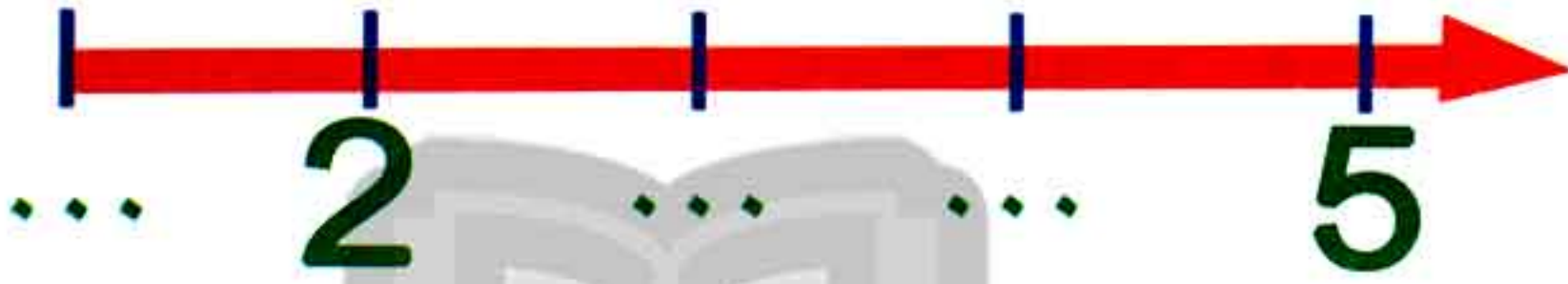
10) Write the missing numbers:



Think!

How many jumps will the frog do if it jumps from number one.

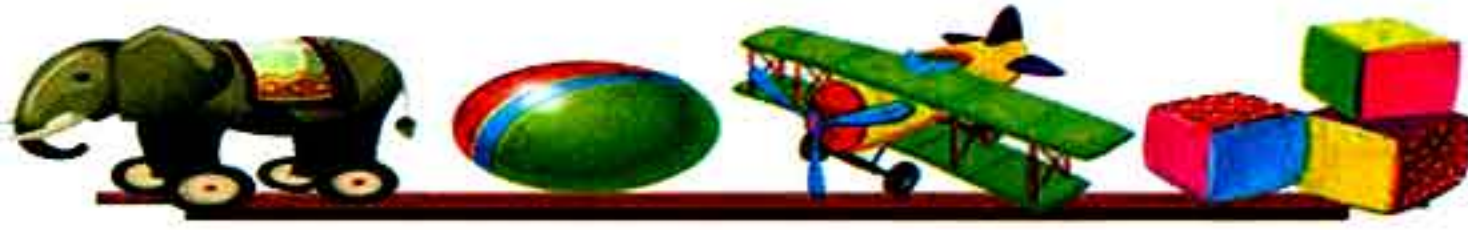
11) Write the missing number on the number line:








Let's Count to 5.



12) Color the table below according to the number of the items:



Circle the item that has the most numbers:



First Term

21

Lessons
(7 - 8)

Count up to (3)

Outcomes

Students will:

- identify the month, day and date.
- count how many days they have been at school.
- answer questions about data.
- write from (0 - 3).
- show quantities up to (3) in pictures.
- arrange number (0 - 3) on number line.

Number chart

1	2	3	4	5	6	7	8	9	10
11	12	13	14	15	16	17	18	19	20
21	22	23	24	25	26	27	28	29	30
31	32	33	34	35	36	37	38	39	40
41	42	43	44	45	46	47	48	49	50
51	52	53	54	55	56	57	58	59	60
61	62	63	64	65	66	67	68	69	70
71	72	73	74	75	76	77	78	79	80
81	82	83	84	85	86	87	88	89	90
91	92	93	94	95	96	97	98	99	100

Calendar

September 2019						
Sat	Sun	Mon	Tue	Wed	Thu	Fri
	1	2	3	4	5	6
7	8	9	10	11	12	13
14	15	16	17	18	19	20
21	22	23	24	25	26	27
28	29	30				

Date of the day / /

◆ Match the days of the week:

Sunday

Monday

Tuesday

Friday



Saturday

Wednesday

Thursday


22

Chapter (1) Lessons (7 - 8)



هذا العمل حصري على موقع ذاكرولى التعليمي ويسمح بمشاركته فقط ولا يسمح بتداوله على أي مواقع أخرى للمزيد من أعمالنا الحصرية تفضل بزيارة موقعنا الإلكتروني من هنا <https://www.zakrooly.com>

Number 0



Zero on its own is nothing. If you have 4 pencils, and your mum gives you **no more**, you still have 4 pencils.



- **Three** blue bottles standing on the wall, if **one** blue bottle by chance had a fall, there'd be **two** blue bottles standing on the wall.
- **Two** blue bottles standing on the wall, if **one** blue bottle by chance had a fall, there'd be **one** blue bottle standing on the wall.
- **One** blue bottle standing on the wall, if that **one** blue bottle by chance had a fall, there'd be **no** blue bottle standing on the wall.



Trace and write:





Activities

1) Write:

0				
zero				
1				
one				
2				
two				
3				
three				

2) Circle the right number:



0 1 2 3

0 1 2 3

0 1 2 3

0 1 2 3

3) Draw dots according to the raised fingers:



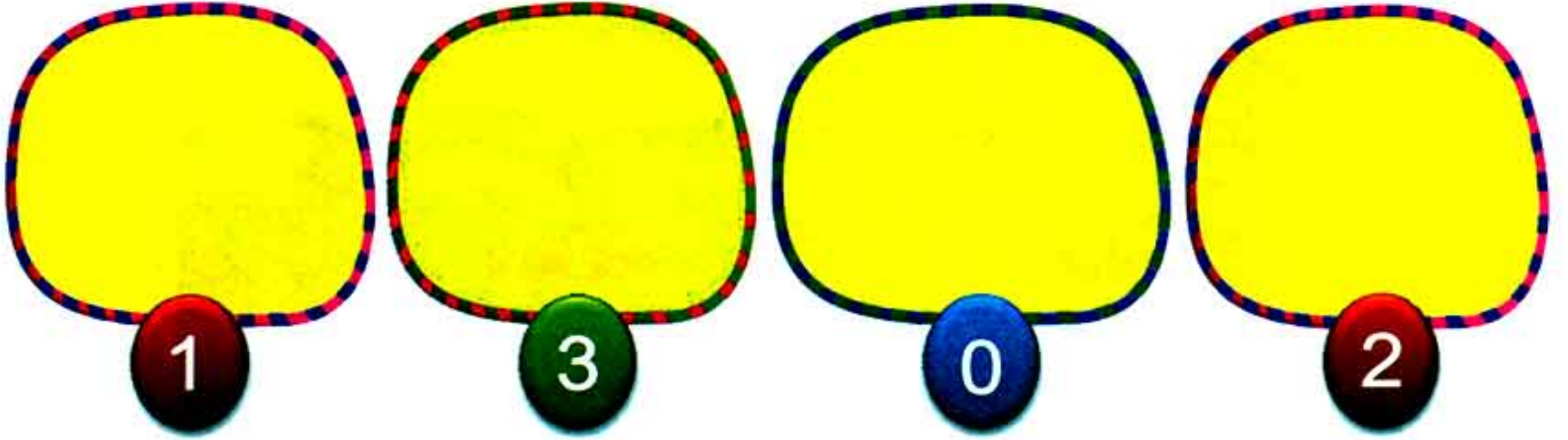
--	--	--	--

--	--	--	--

--	--	--	--

--	--	--	--

4) Draw dots according to the number below:



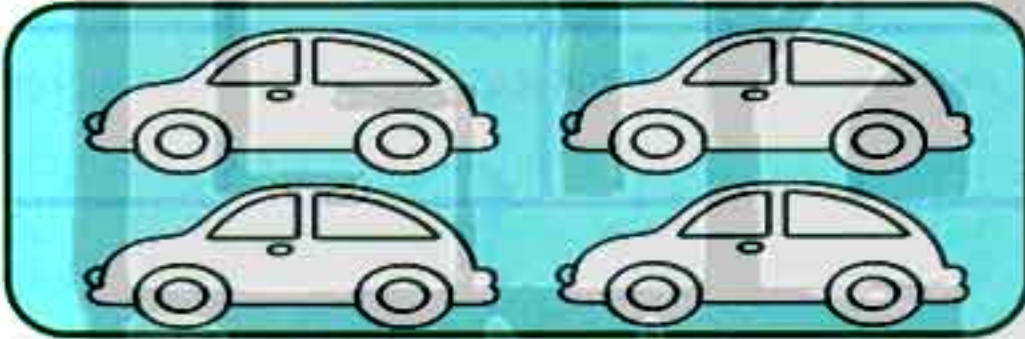
5) Color according to the number:




1



0



3



2

6) Color spaces according to the written numbers:

3

2

0

1

7) Color to show how many of each item:



8) Write the number:











9) Draw flowers to complete the required number:




A

3



B

2

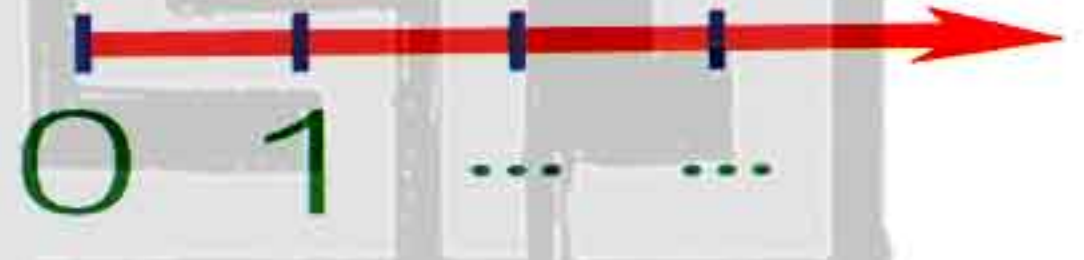


C

1

- In square (C) you have drawn (0 - 1 - 2 - 3) flower.
- In square (B) you have drawn (0 - 1 - 2 - 3) flowers.
- In square (A) you have drawn (0 - 1 - 2 - 3) flowers.

10) Complete on the number line:



Lessons
(9 - 10)

Numbers (4 & 5)

Outcomes

Students will:

- identify the month, day and date.
- count how many days they have been at school.
- write the numbers (4) and (5).
- arrange the numbers (0 - 5) on the number line.

Number chart

1	2	3	4	5	6	7	8	9	10
11	12	13	14	15	16	17	18	19	20
21	22	23	24	25	26	27	28	29	30
31	32	33	34	35	36	37	38	39	40
41	42	43	44	45	46	47	48	49	50
51	52	53	54	55	56	57	58	59	60
61	62	63	64	65	66	67	68	69	70
71	72	73	74	75	76	77	78	79	80
81	82	83	84	85	86	87	88	89	90
91	92	93	94	95	96	97	98	99	100

Calendar

October 2019						
Sat	Sun	Mon	Tue	Wed	Thu	Fri
			1	2	3	4
5	6	7	8	9	10	11
12	13	14	15	16	17	18
19	20	21	22	23	24	25
26	27	28	29	30	31	

day

month

year

Date of the day / /

◆ Complete (orally):



تابعنا على صفحتنا على الفيسبوك
www.facebook.com/ZakroolySite

1) The days of the week are

2) The months of the year are


28

Chapter (1) Lessons (9 - 10)



هذا العمل حصري على موقع ذاكرولي التعليمي ويسمح بمشاركته فقط ولا يسمح بتداوله على أي مواقع أخرى
للمزيد من أعمالنا الحصرية تفضل بزيارة موقعنا الإلكتروني من هنا <https://www.zakrooly.com>

Number 4



Trace and write:



Number 5



Trace and write:






Activities

1) Write:

1				
2				
3				
4				
5				

2) Circle the correct number:



3) Circle the objects according to the written number:

3



5



4



2



4) Count and write:



.....



.....




.....

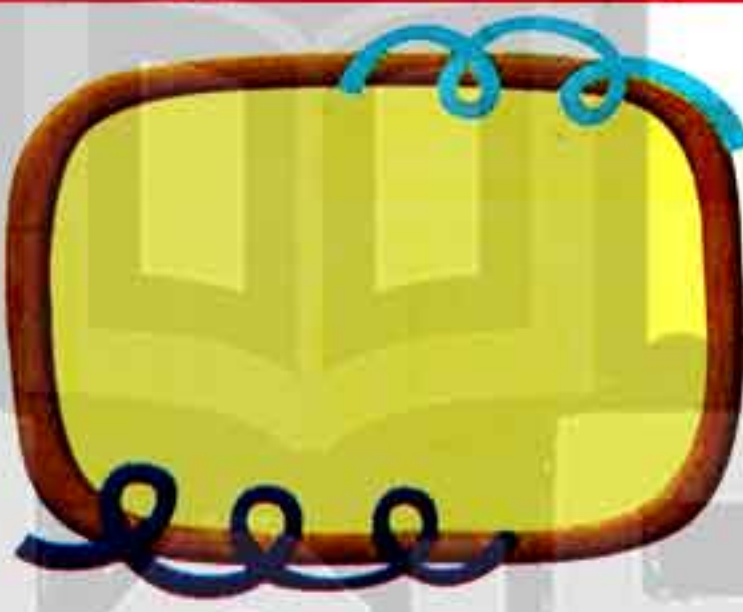


.....


5) Draw stars according to the required number:



4



3




5

6) Color:

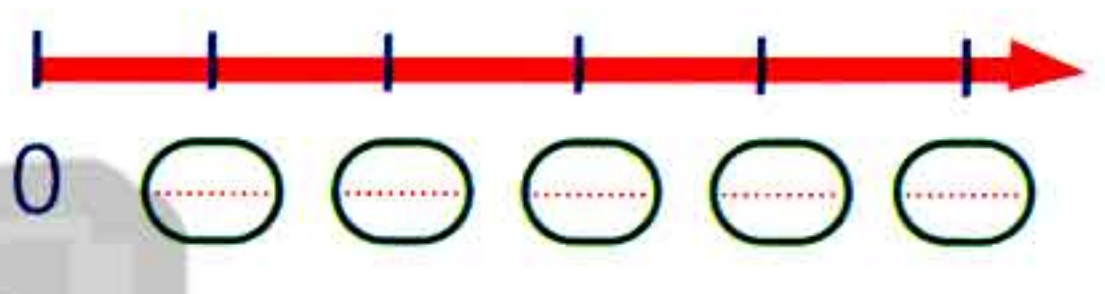
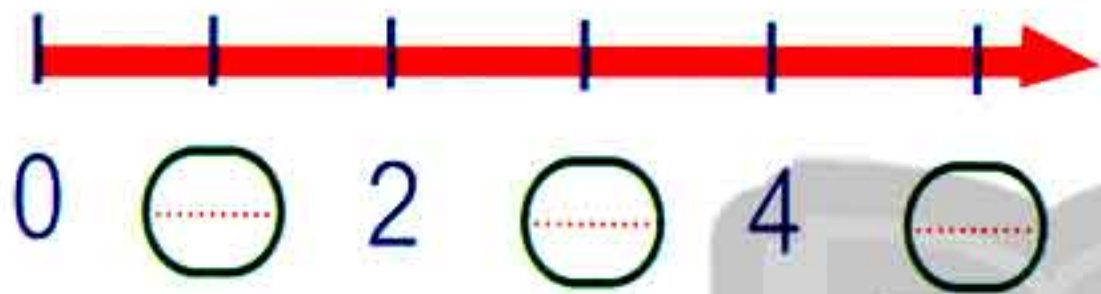
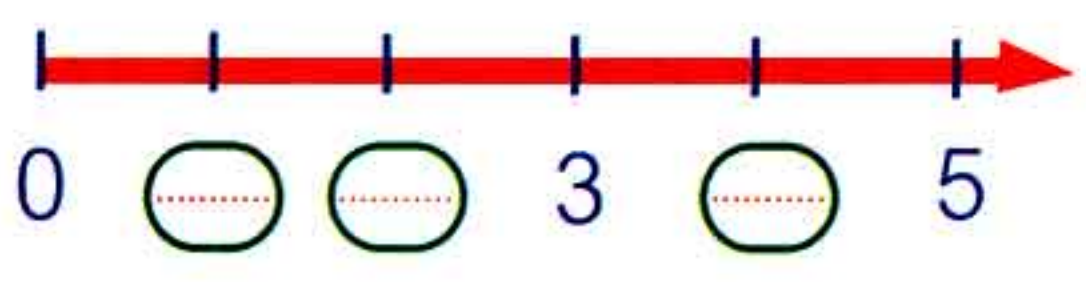
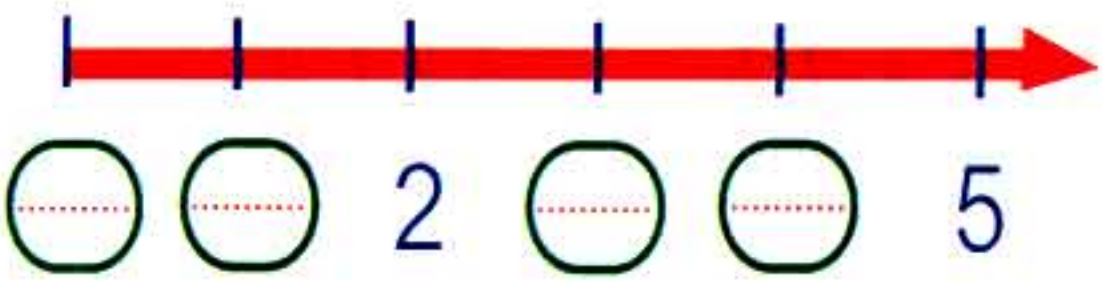
→ (3) balloons in 

→ (4) balloons in 

→ (5) balloons in 



7) Write the missing numbers:




8) Match to the right number:



4



5



3



2



9) Write the number of the red dots:







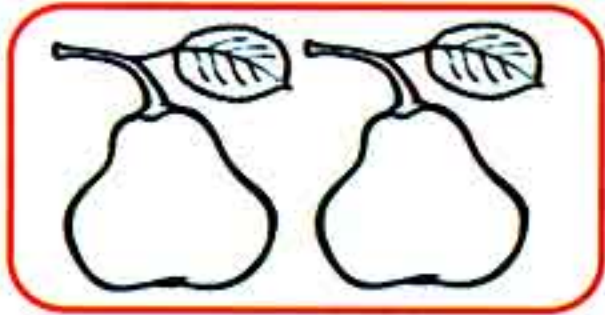








10) Color the equal groups in the same color then match them:



11) Put (✓) for the right number:



4 ()

3 ()

5 ()



3 ()

5 ()


4 ()



1 ()

3 ()

5 ()




4 ()

2 ()

1 ()


12) Color:




red color



blue color



green color



13) Draw apples on each tree according to the number of dots:



14) Color bananas equal to the number of monkeys:



CHAPTER 2



Lessons (11 - 12)

Number 6 & 7

Lessons (13 - 16)

Numbers 8, 9 and 10

Lessons (17- 18)

1 more & 1 less

نفوقه في أي عمل عليه العلامة دي



هذا العمل حصري على موقع ذاكرولي التعليمي ويسمح بمشاركته فقط ولا يسمح بتداوله على أي مواقع أخرى للمزيد من أعمالنا الحصرية تفضل بزيارة موقعنا الإلكتروني من هنا <https://www.zakrooly.com>

Lessons
(11-12)

Numbers (6 & 7)

Outcomes

Students will:

- participate in Calendar Math activities.
- count up to (7).
- write numbers (6) and (7).
- represent quantities using pictures.
- answer questions about data.

Number chart

1	2	3	4	5	6	7	8	9	10
11	12	13	14	15	16	17	18	19	20
21	22	23	24	25	26	27	28	29	30
31	32	33	34	35	36	37	38	39	40
41	42	43	44	45	46	47	48	49	50
51	52	53	54	55	56	57	58	59	60
61	62	63	64	65	66	67	68	69	70
71	72	73	74	75	76	77	78	79	80
81	82	83	84	85	86	87	88	89	90
91	92	93	94	95	96	97	98	99	100

Calendar

October 2019						
Sat	Sun	Mon	Tue	Wed	Thu	Fri
			1	2	3	4
5	6	7	8	9	10	11
12	13	14	15	16	17	18
19	20	21	22	23	24	25
26	27	28	29	30	31	

Months of the year:



January

February

March

April

May

June

July

August

September

October

November

December



تابع جديد ذاكرولاي على موقعنا
<https://www.zakrooly.com>

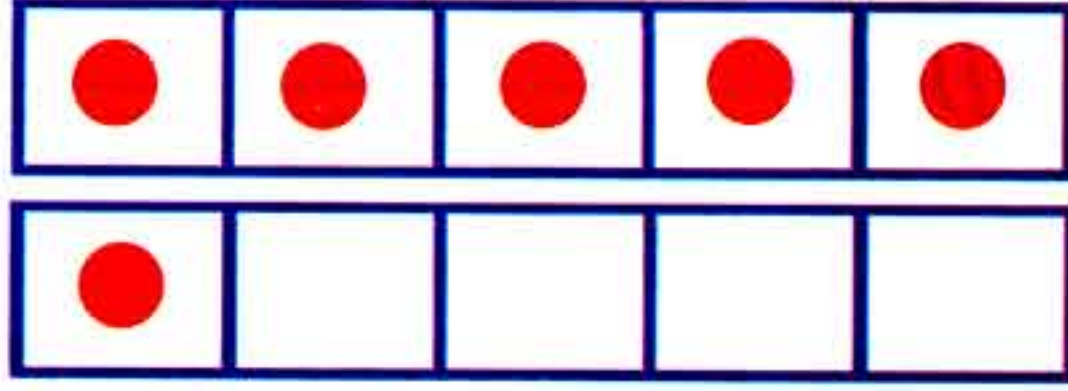
36

Chapter (2) Lessons (11 - 12)



هذا العمل حصري على موقع ذاكرولاي التعليمي ويسمح بمشاركته فقط ولا يسمح بتداوله على أي مواقع أخرى للمزيد من أعمالنا الحصرية تفضل بزيارة موقعنا الإلكتروني من هنا <https://www.zakrooly.com>

Number 6



Do you know
that the bee has
(6) legs?



The number of the
members in this
family is (6).



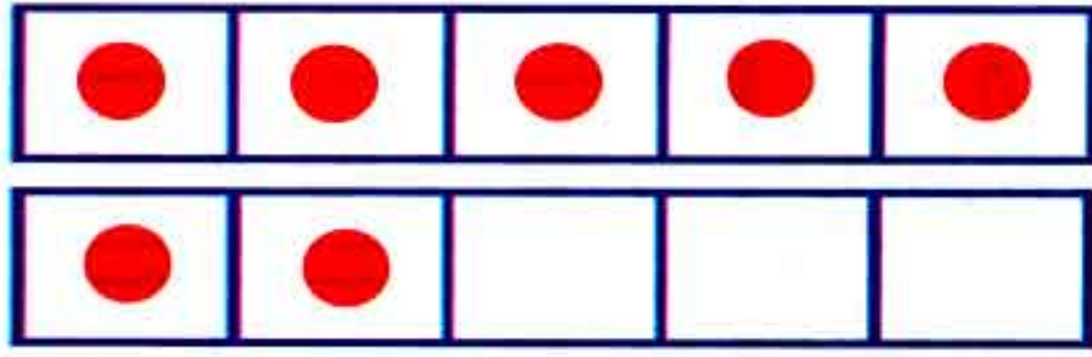
Trace and write:



First Term

37

Number 7



Days of the week are



Trace and write:



1) Complete:

1) The name of the day number (7) in the week is


2) The name of the month number (7) in the year is

2) Write the missing number:



Activities

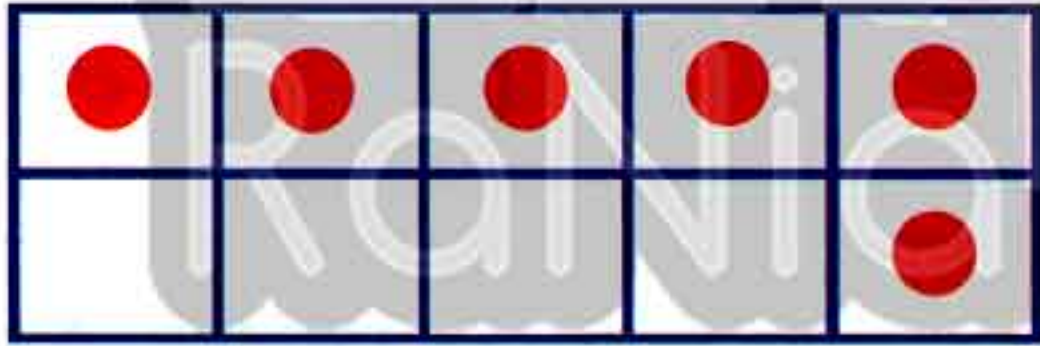
1) Circle (six) objects:



2) Circle (seven) objects:



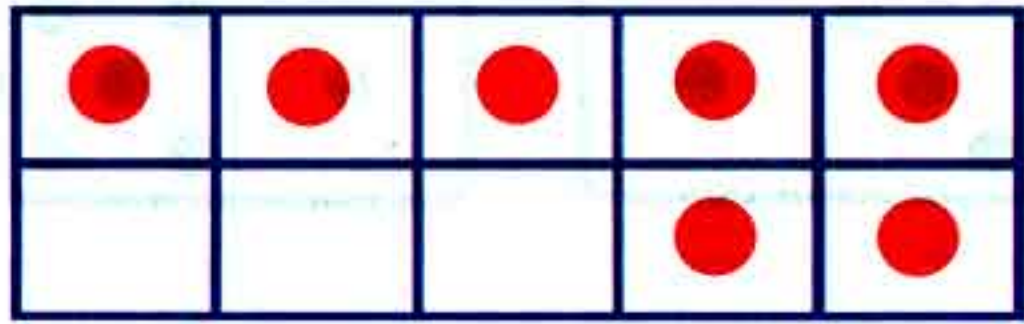
3) Match to the right number:



7




6




5



4) Circle the right number:



5) Draw according to the number below:



5



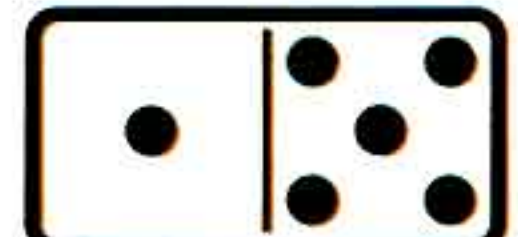
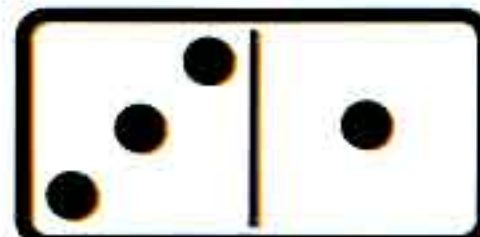




6




7




6) Write the number of the dots in each domino:




7) Draw 2 apples and circle the number of the whole apples:



5 6 7



5 6 7



5 6 7

8) Circle according to the number:

6



7



5



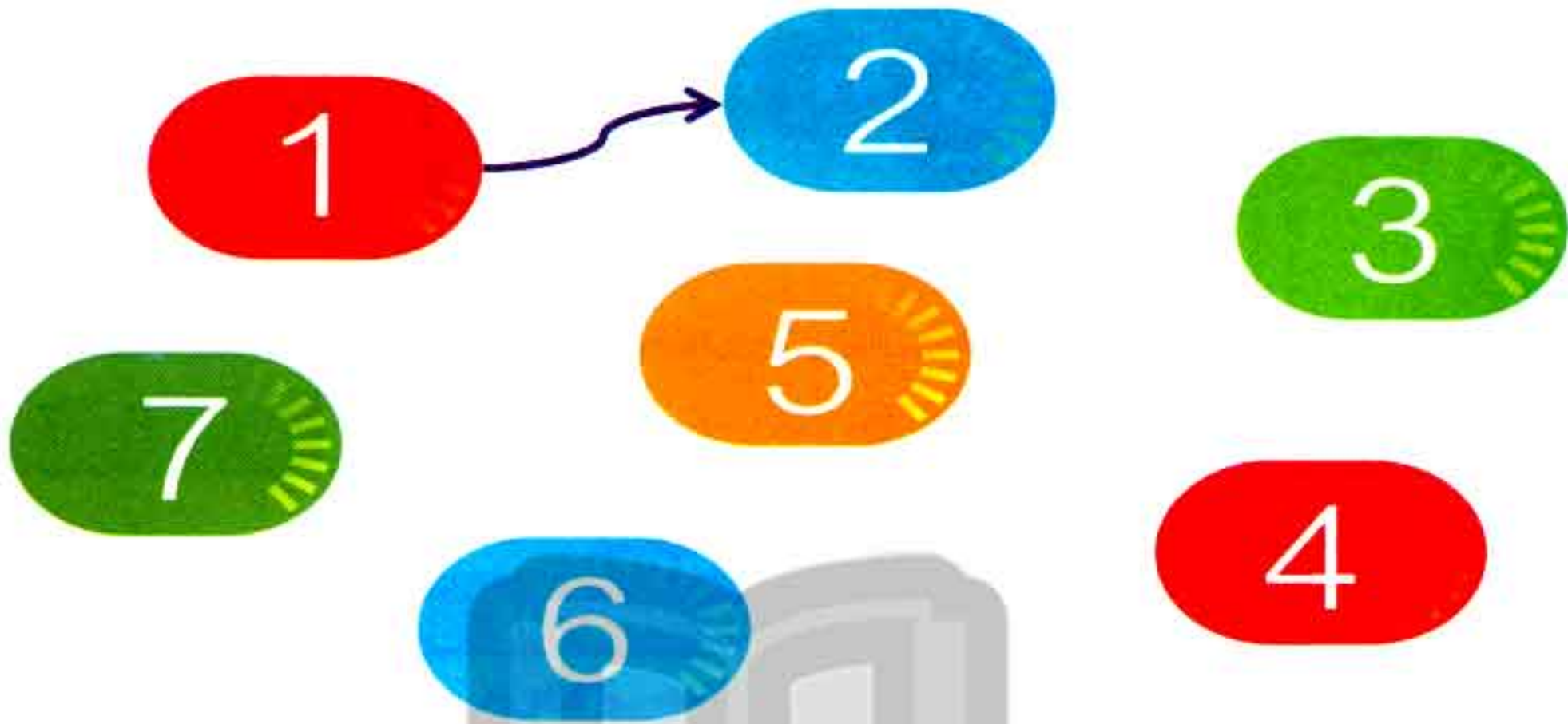
9) Color spaces according to the number:

3								
6								
5								
7								


10) Complete the numbers:



11) Match the numbers in order:



12) Count and write the number of the balloons:



Lessons
(13 - 16)

Numbers (8 - 9 - 10)

Outcomes

Students will:

- participate in Calendar Math activities.
- count up to (10).
- write the numbers (8 , 9) and (10).
- represent the quantity up to 10 using pictures.
- answer the questions about the date.

Number chart


1	2	3	4	5	6	7	8	9	10
11	12	13	14	15	16	17	18	19	20
21	22	23	24	25	26	27	28	29	30
31	32	33	34	35	36	37	38	39	40
41	42	43	44	45	46	47	48	49	50
51	52	53	54	55	56	57	58	59	60
61	62	63	64	65	66	67	68	69	70
71	72	73	74	75	76	77	78	79	80
81	82	83	84	85	86	87	88	89	90
91	92	93	94	95	96	97	98	99	100

Calendar

October 2019						
Sat	Sun	Mon	Tue	Wed	Thu	Fri
			1	2	3	4
5	6	7	8	9	10	11
12	13	14	15	16	17	18
19	20	21	22	23	24	25
26	27	28	29	30	31	

Date of the day / /


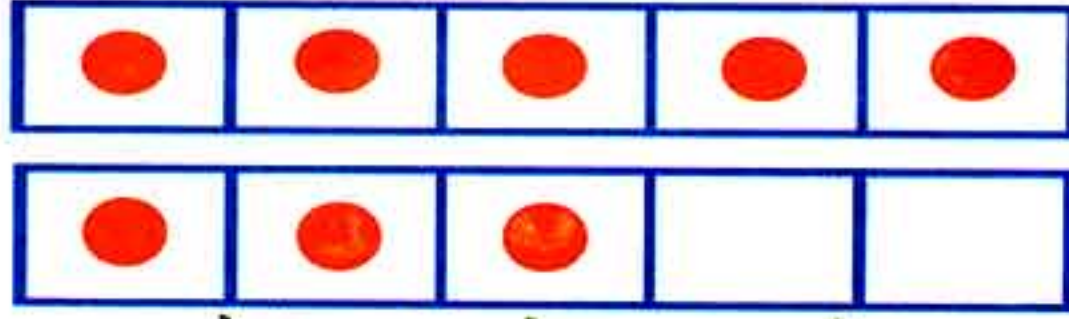
◆ **Write the number of the day:**



First Term

43


Number 8




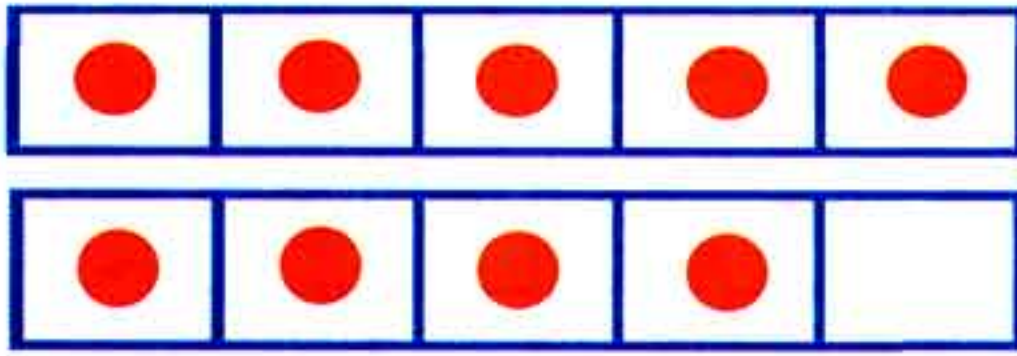
Trace and write:



Circle (8) items from each group:




Number 9



Trace and write:



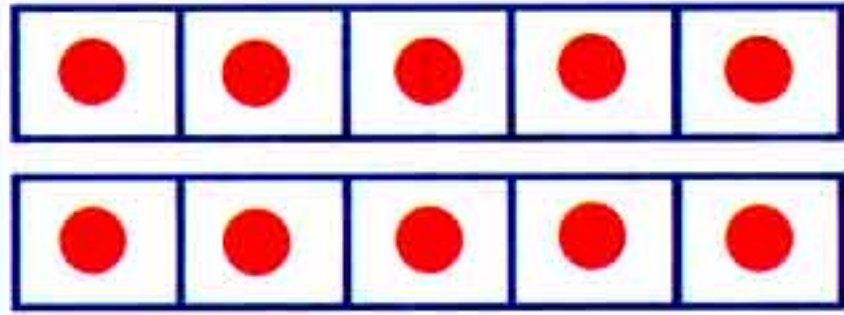
Circle (9) items from each group:



First-Term

45


Number 10



Trace and write:



Circle (10) items:



1) Circle the correct number of items in the picture:



8 9 10

8 9 10

8 9 10

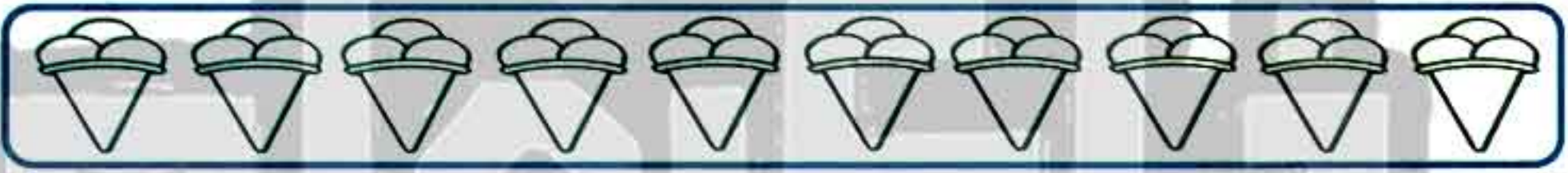
7 9 10

2) Color according to the given number:

8



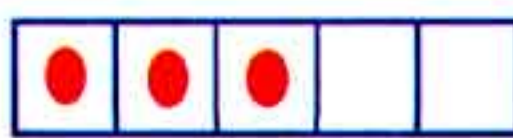

9



10



3) Count and write the number:



.....

.....

.....

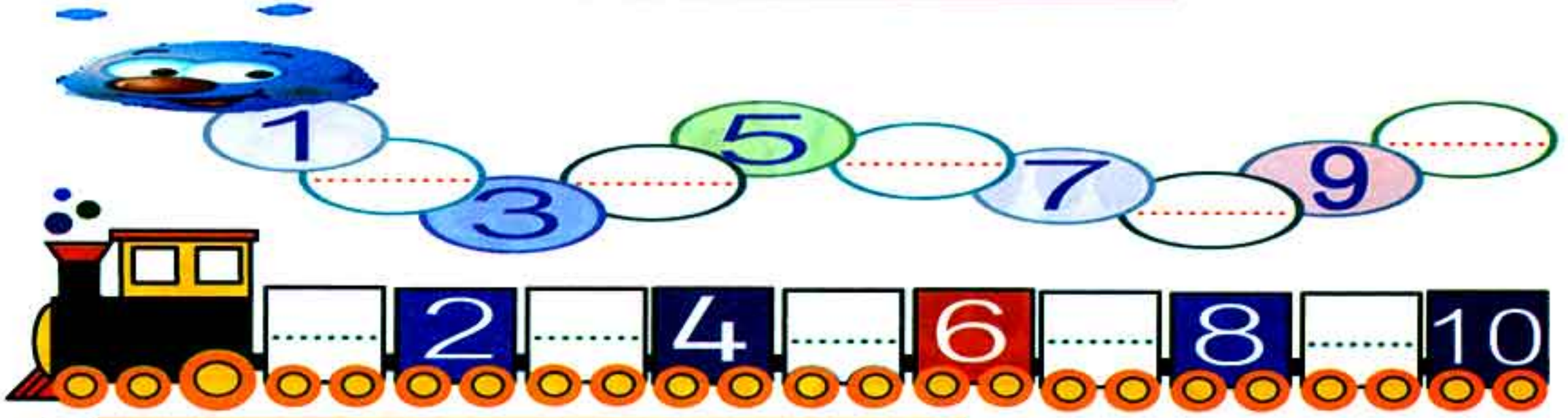
.....

4) Complete:


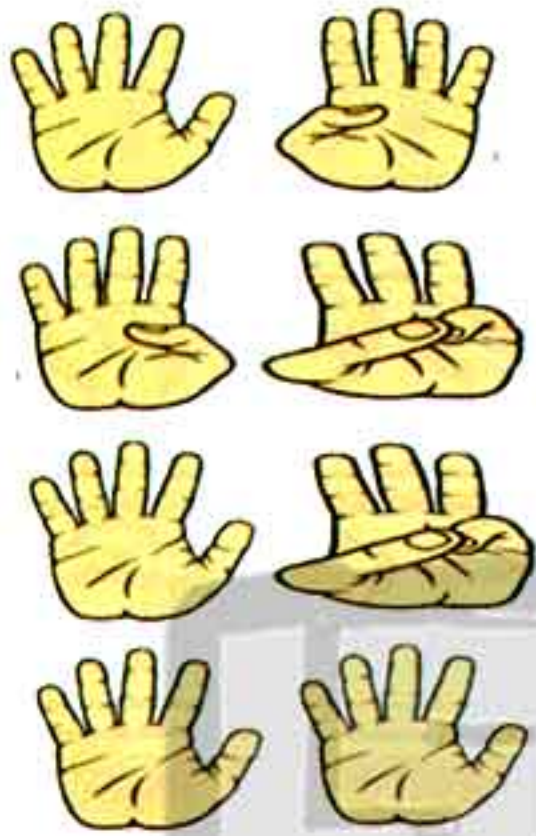


0 ... 3 ... 5 ... 9 ...

5) Write the numbers from (1) to (10):



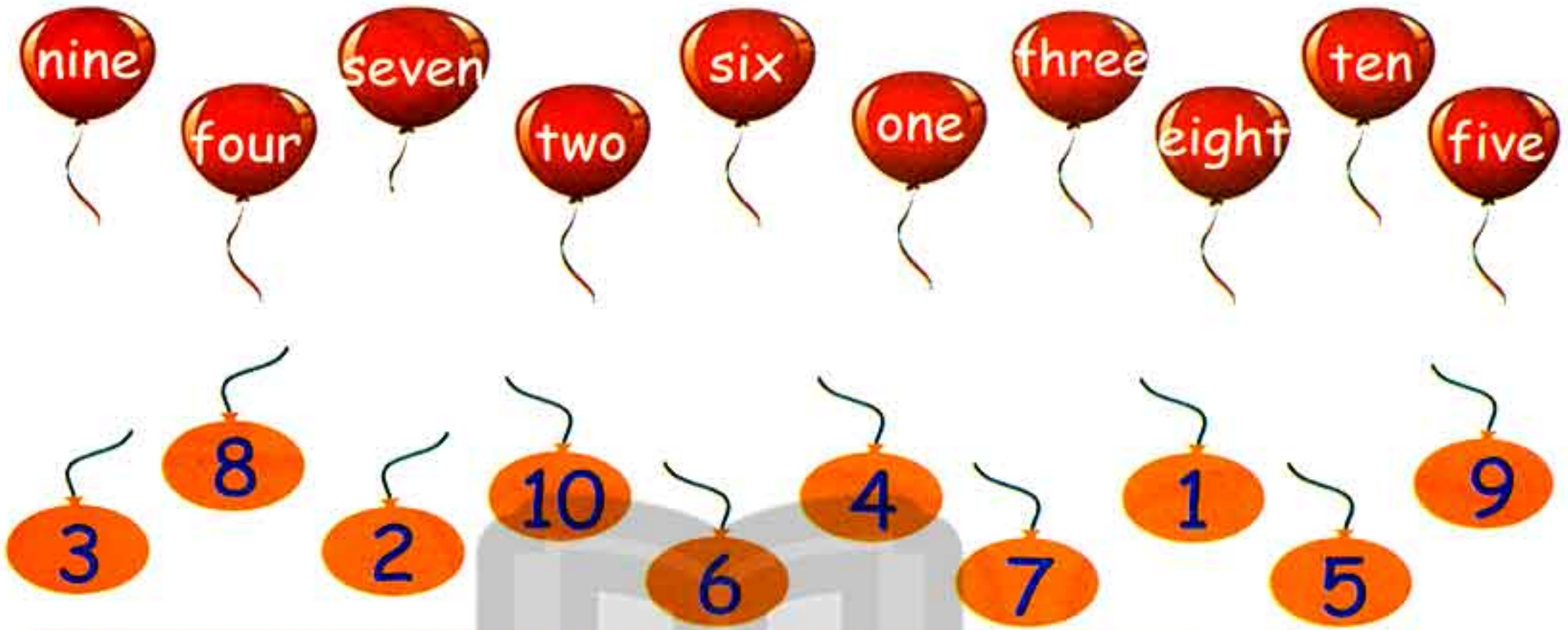
6) Match to the suitable number:



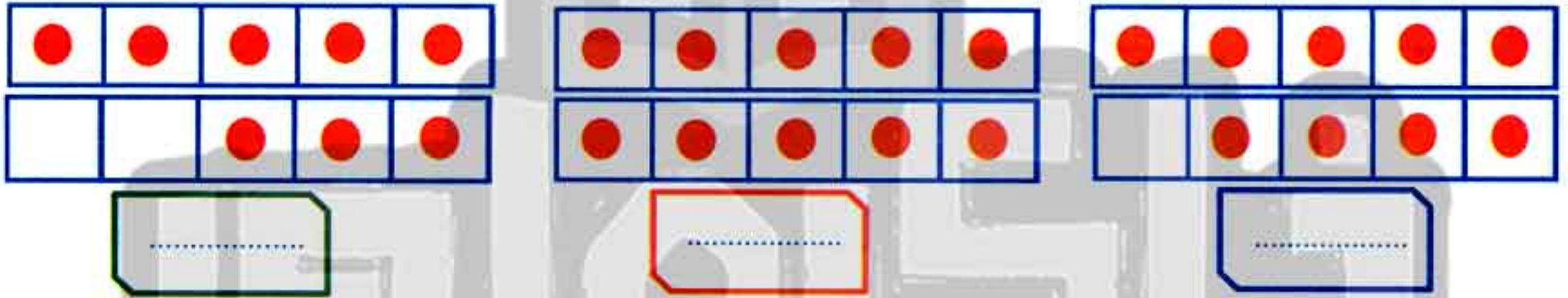
7) Collect each two groups with the suitable number:



8) Match the number to the suitable balloon:




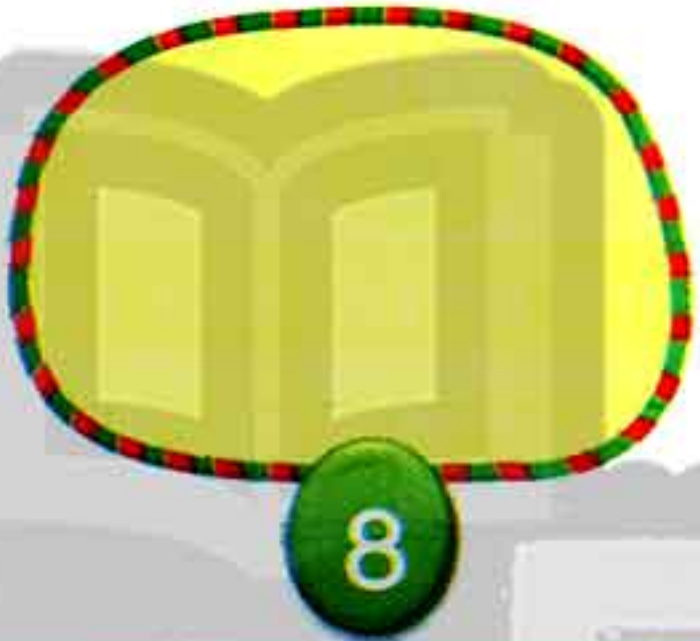




9) Count the dots and write the number:



10) Match each picture to the right number:




11) Draw flowers according to the number below:



12) Complete the missing numbers on the number line:



Complete



Lessons
(17 - 18)

1 More - 1 Less

Outcomes

Students will:

- participate in Calendar Math.
- count to (10).
- write numbers (0 - 10).
- represent quantities (0 - 10) using pictures.
- answer the questions about the data.

Number chart

1	2	3	4	5	6	7	8	9	10
11	12	13	14	15	16	17	18	19	20
21	22	23	24	25	26	27	28	29	30
31	32	33	34	35	36	37	38	39	40
41	42	43	44	45	46	47	48	49	50
51	52	53	54	55	56	57	58	59	60
61	62	63	64	65	66	67	68	69	70
71	72	73	74	75	76	77	78	79	80
81	82	83	84	85	86	87	88	89	90
91	92	93	94	95	96	97	98	99	100

Calendar

October 2019						
Sat	Sun	Mon	Tue	Wed	Thu	Fri
			1	2	3	4
5	6	7	8	9	10	11
12	13	14	15	16	17	18
19	20	21	22	23	24	25
26	27	28	29	30	31	

day

month

year

Date of the day / /

Complete (Orally):

The days of the week are

The months of the year are



تابع جديد زاكروولي على موقعنا
<https://www.zakrooly.com>

First Term

51



هذا العمل حصري على موقع ذاكرولي التعليمي ويسمح بمشاركته فقط ولا يسمح بتداوله على أي مواقع أخرى
للمزيد من أعمالنا الحصرية تفضل بزيارة موقعنا الإلكتروني من هنا <https://www.zakrooly.com>

Cards of numbers

0 

--	--	--	--	--

Zero

1 

•				
---	--	--	--	--

One

2 

•	•			
---	---	--	--	--

Two

3 

•	•	•		
---	---	---	--	--

Three

4 

•	•	•	•	
---	---	---	---	--

Four

5 

•	•	•	•	•
---	---	---	---	---

Five

6 

•	•	•	•	•
•				

Six

7 

•	•	•	•	•
•	•			

Seven

8 

•	•	•	•	•
•	•			

Eight

9 

•	•	•	•	•
•	•	•		

Nine

10 

•	•	•	•	•
•	•	•	•	•

Ten



Activities

1) Count and match:

6



5



7



4



2



8



3



9



Four

Five

Seven

Six













Eight

Three

Nine



Two

2) Draw shapes according to the number as in the example:

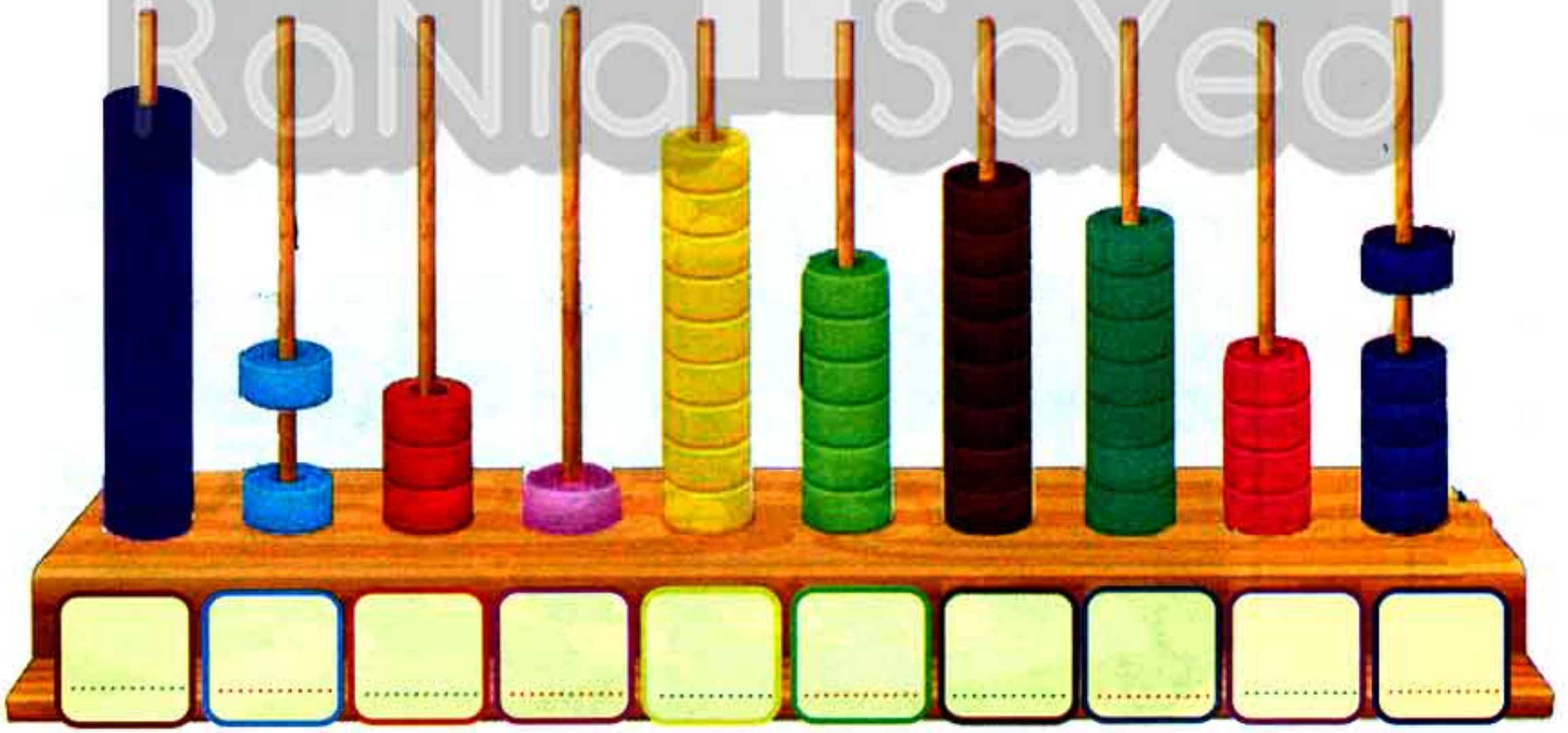
4																				
8																				
7																				
10																				
3																				
6																				
5																				
2																				
9																				

تابع جديد زاكروولي على موقعنا
<https://www.zakrooly.com>

3) Match the groups of the same number of objects:



4) Count and write the number:



5) Count and match the number to the pictures:

6) Color in different colors:

- (5) ducks
- (4) rabbits
- (7) hens
- (3) clouds



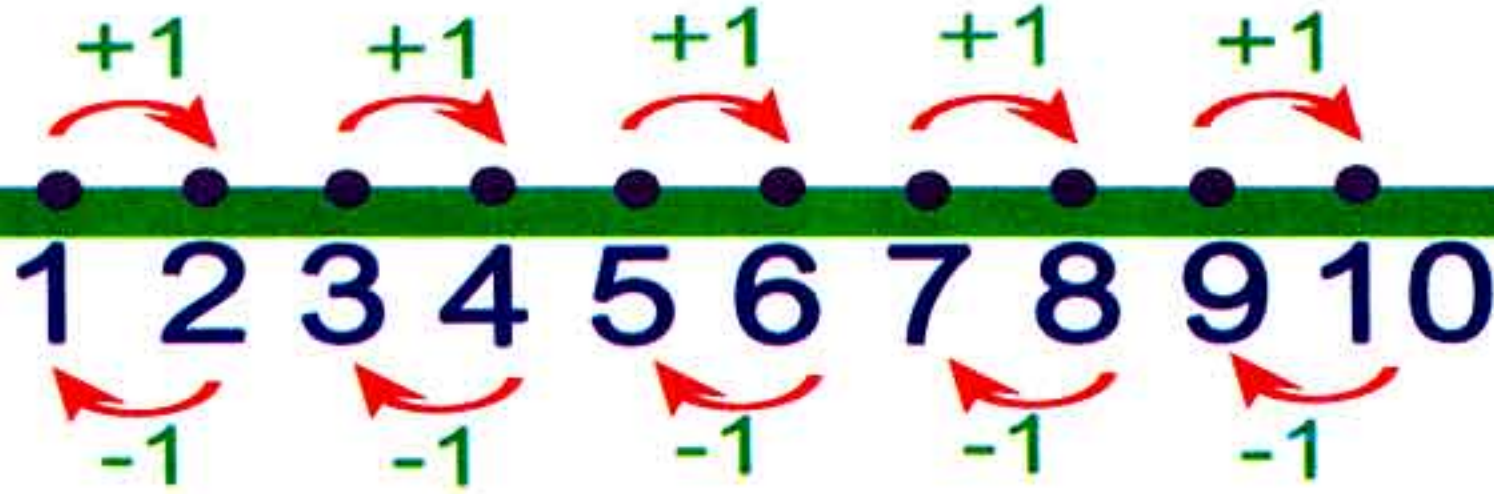
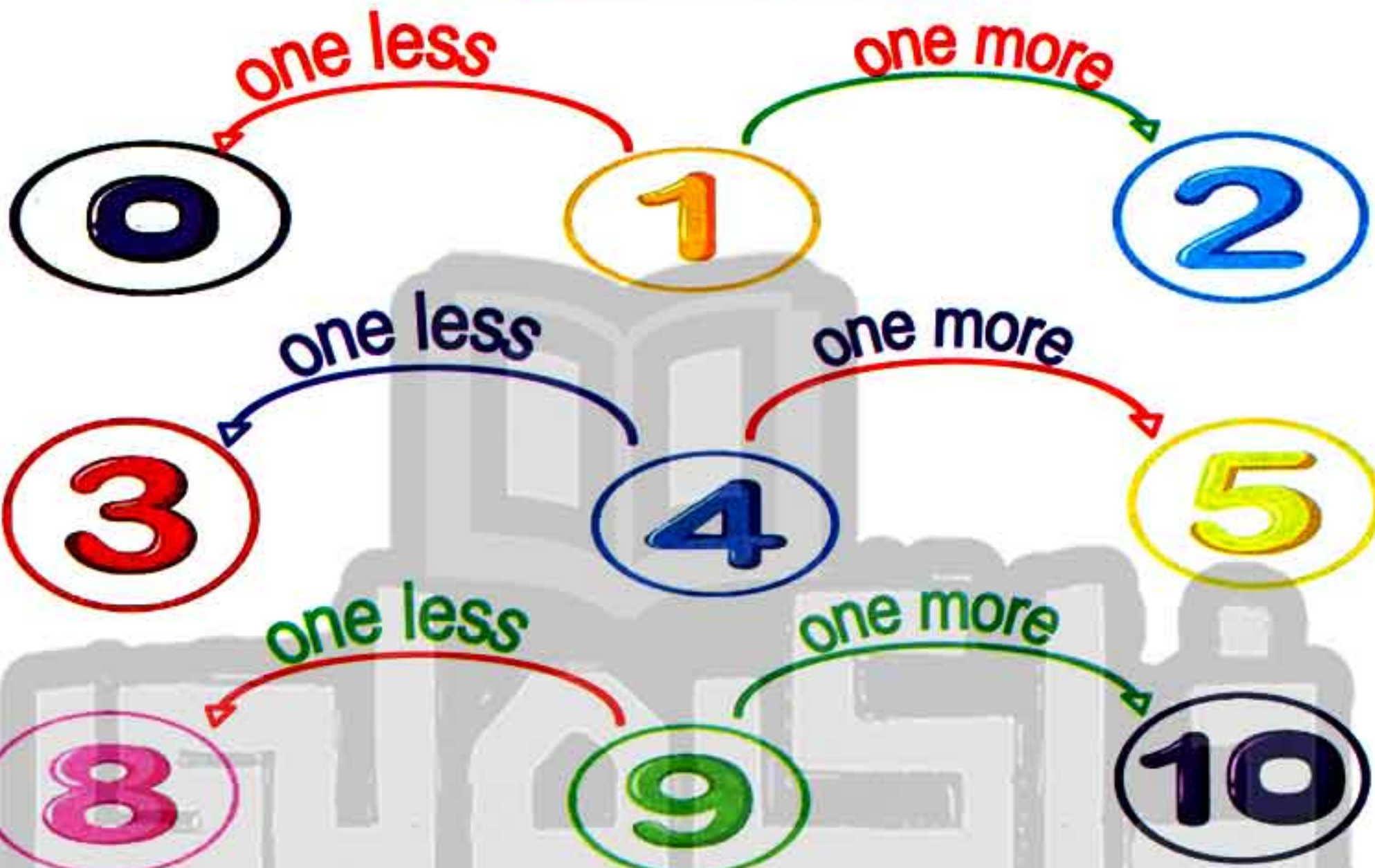
7) Count and circle the right number:

5 6 7	
8 9 10	
6 7 8	
7 9 10	
8 9 10	
2 3 4	
4 6 8	

8) Color the spaces according to the number:

9								
7								
8								
4								
0								
10								
6								

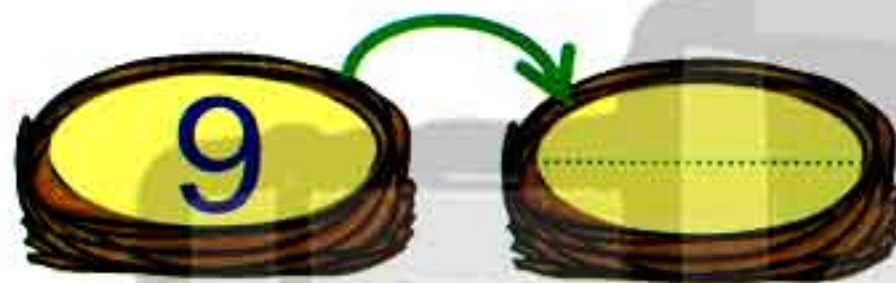
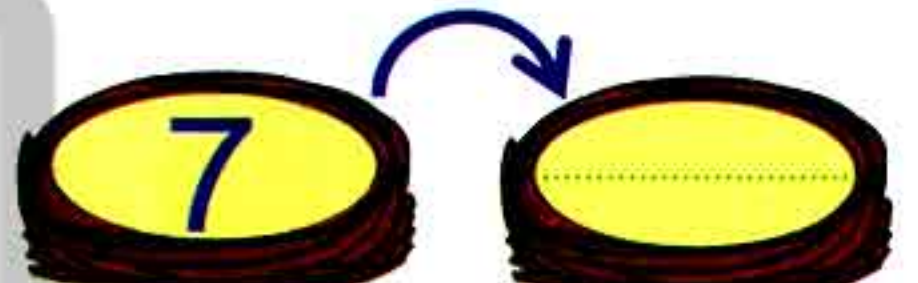
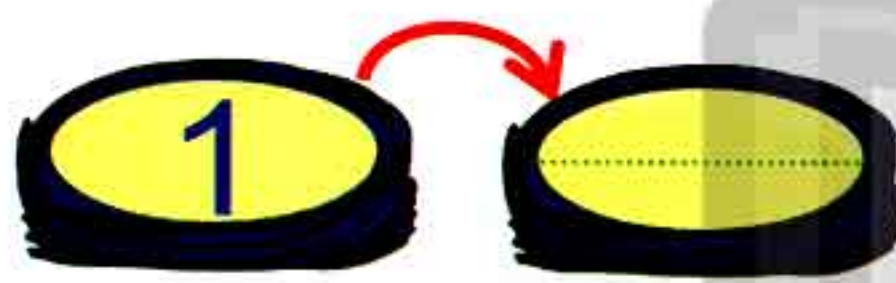
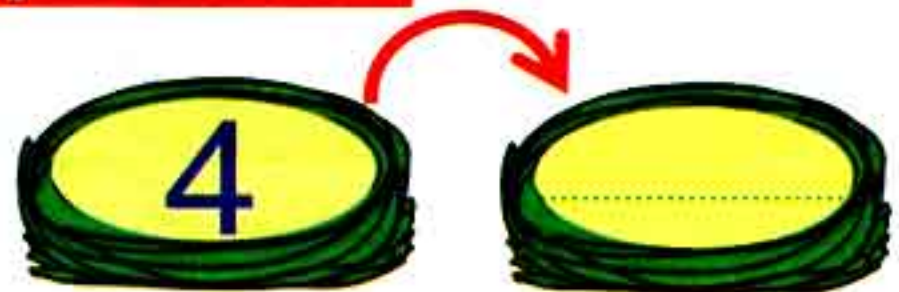
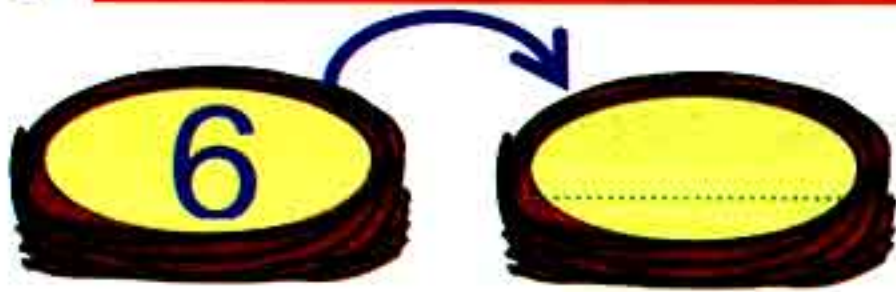
One more One less





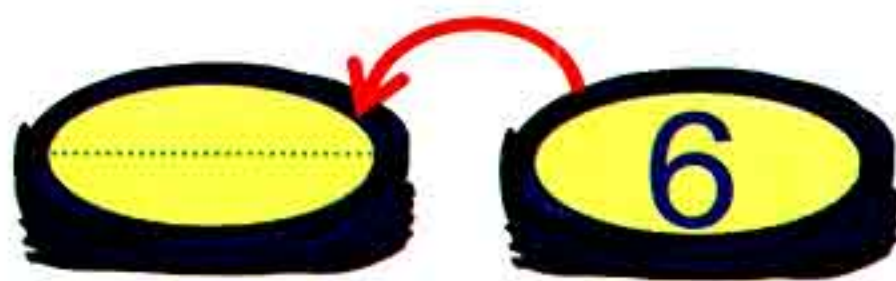
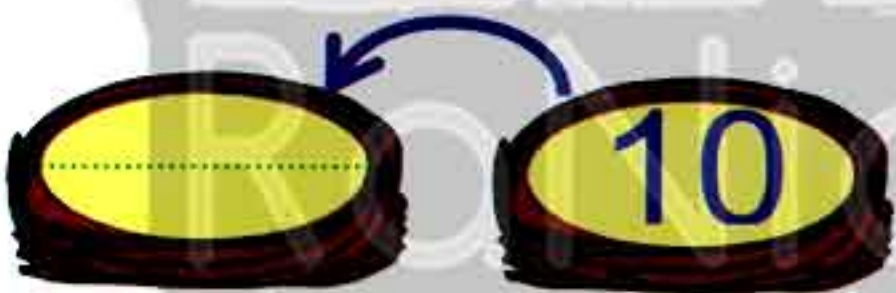


Activities


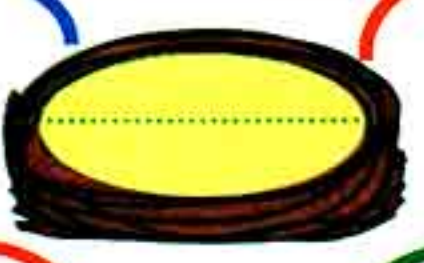


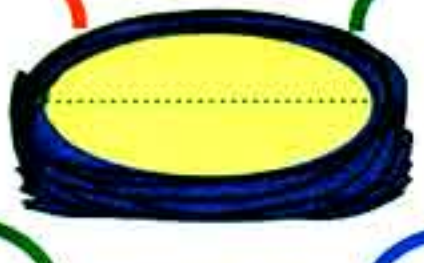













1) Write the number that comes just after:











2) Write the number that comes just before:




3) Write the number between the two numbers:

4) Count and write the number that comes just before:

5) Count and write the number just after:










4



6) Complete by writing the number just after and just before:

Before

After



7) Circle the group that has (1) more than the number:

6



4




2



8) Circle the group that has (1) less than the number:


8



5

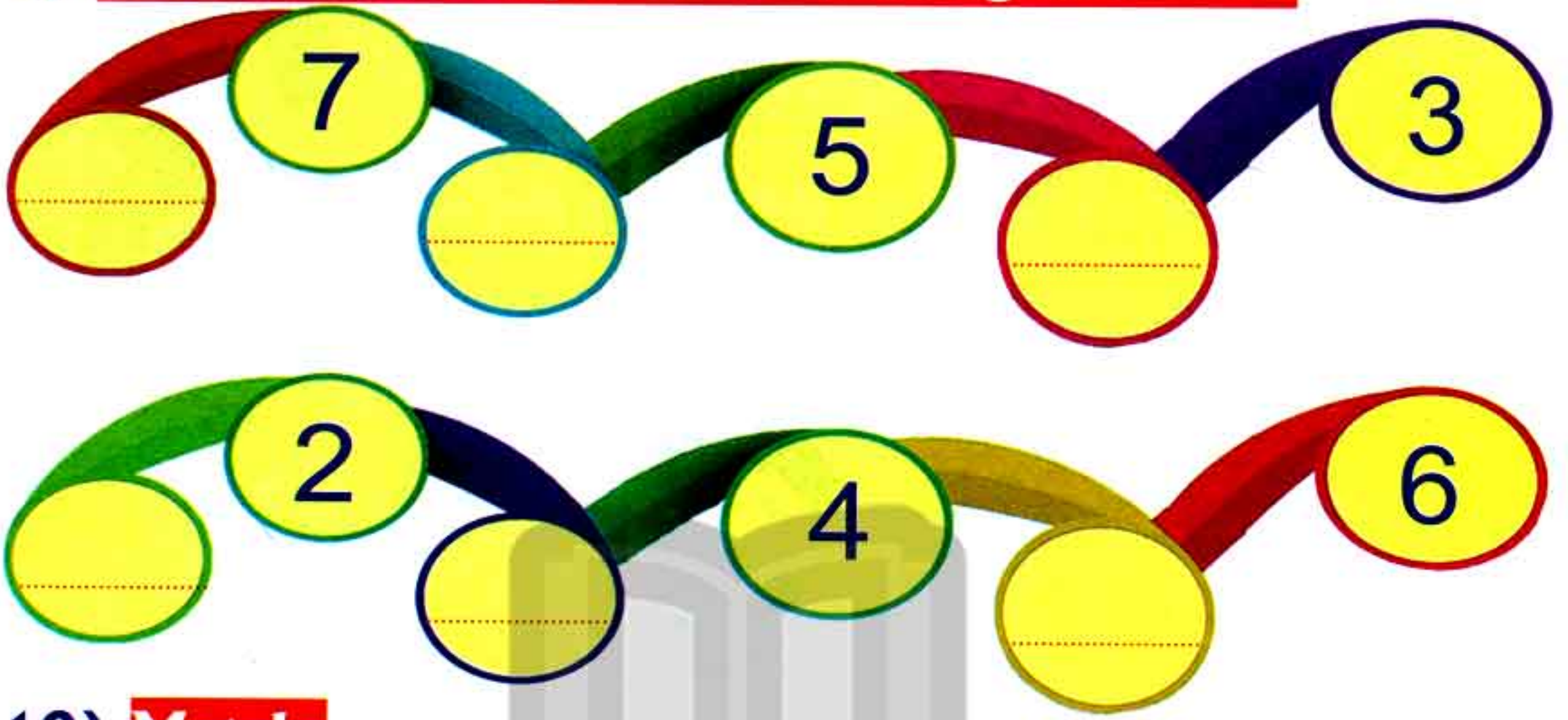


3



اكتب ذاكرولي في البحث وانضم لجروبات ذاكرولي
مع رياض الأطفال للصف الثالث الاعدادي

9) Notice and complete the missing numbers:



10) Match:



CHAPTER

3



- Lessons (19 - 20) Numbers from 11 to 13
- Lessons (21 - 22) Numbers 14 & 15
- Lessons (23 - 24) Comparing numbers using ($<$) / ($>$) and ($=$)



تفوقك في أي عمل عليه العلامة دي



هذا العمل حصري على موقع ذاكرولي التعليمي ويسمح بمشاركته فقط ولا يسمح بتداوله على أي مواقع أخرى للمزيد من أعمالنا الحصرية تفضل بزيارة موقعنا الإلكتروني من هنا <https://www.zakrooly.com>

Lessons
(19 - 20)

Numbers from (11 to 13)

Outcomes

Students will:

- participate in Calendar Math activities.
- count, read and write 11 , 12 and 13.
- use the terms "greater than, less than and equal to".

Number chart

1	2	3	4	5	6	7	8	9	10
11	12	13	14	15	16	17	18	19	20
21	22	23	24	25	26	27	28	29	30
31	32	33	34	35	36	37	38	39	40
41	42	43	44	45	46	47	48	49	50
51	52	53	54	55	56	57	58	59	60
61	62	63	64	65	66	67	68	69	70
71	72	73	74	75	76	77	78	79	80
81	82	83	84	85	86	87	88	89	90
91	92	93	94	95	96	97	98	99	100

Calendar

October 2019						
Sat	Sun	Mon	Tue	Wed	Thu	Fri
			1	2	3	4
5	6	7	8	9	10	11
12	13	14	15	16	17	18
19	20	21	22	23	24	25
26	27	28	29	30	31	

Date of the day / /

Complete:


- 1) Saturday is number of the week.
- 2) Thursday is number of the week.
- 3) Wednesday is number of the week.
- 4) Tuesday is number of the week.

Number 11

11

11

eleven



Trace and write:

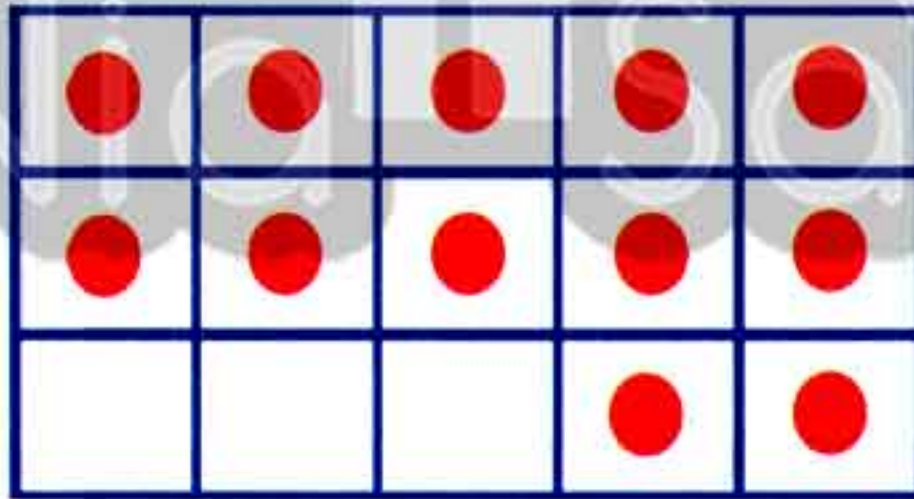


Number 12

12

12

twelve



Trace and write:




66

Chapter (3) Lessons (19 - 20)

Number 13

13
thirteen



Trace and write:



1) Write:

11				
12				
13				

اكتب ذاكرولي في البحث وانضم لجروبات ذاكرولي
مع رياض الاطفال للصف الثالث الاعدادي

First Term

67



هذا العمل حصري على موقع ذاكرولي التعليمي ويسمح بمشاركته فقط ولا يسمح بتداوله على أي مواقع أخرى
للمزيد من أعمالنا الحصرية تفضل بزيارة موقعنا الإلكتروني من هنا <https://www.zakrooly.com>


2) Count and match the correct number:



11



12



13



3) Count and circle the suitable number:



11 12 13

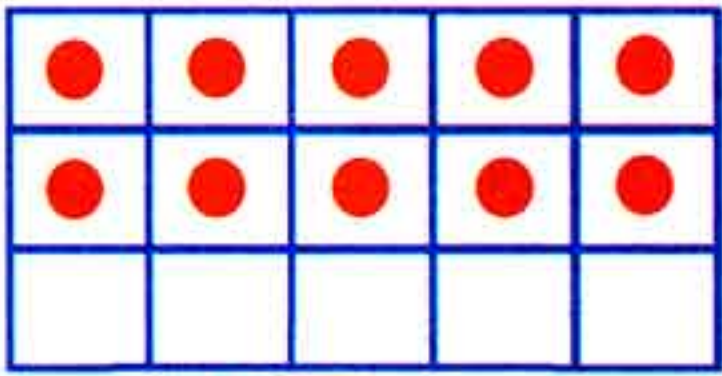


11 12 13

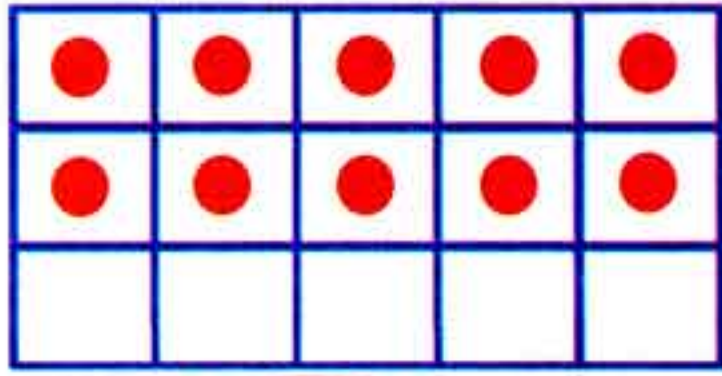


11 12 13

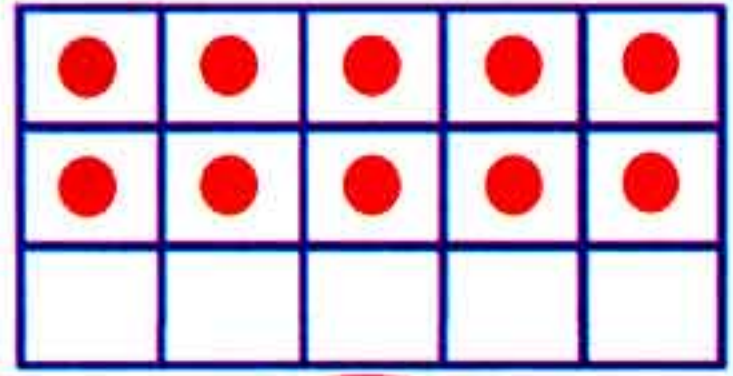
4) Complete the dots to give the required number:



11

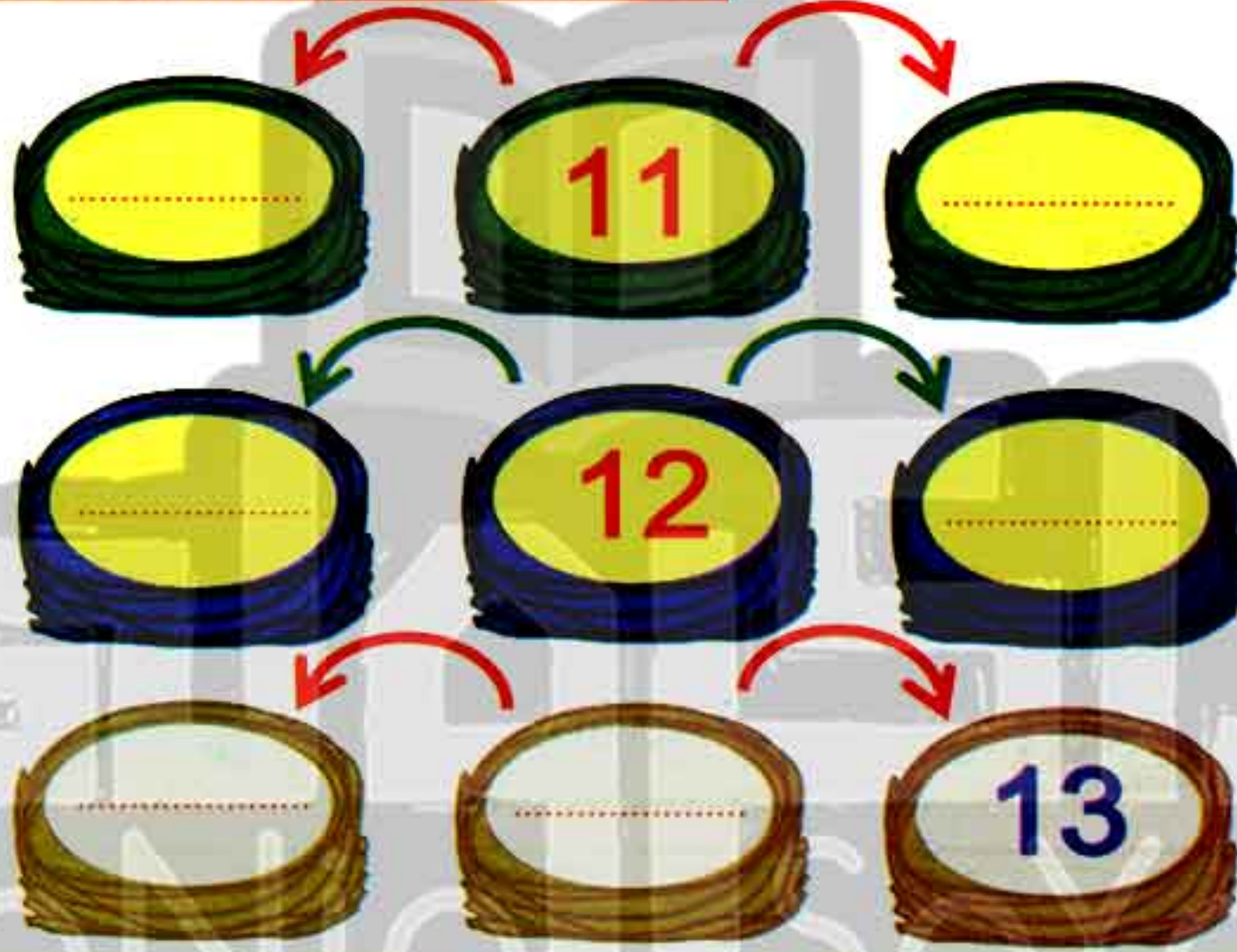


12



13

5) Write the missing numbers:



6) Draw apples as the given number under each basket:



11

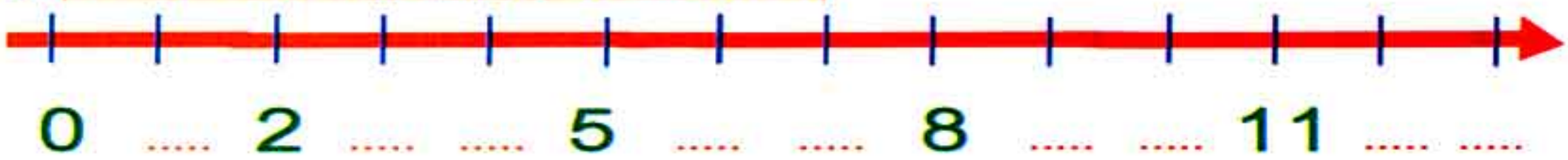


12



13

7) Write the missing numbers:



greater than
/ less than / equal to



Shady has 3 brothers and Shahd has 2 brothers.

Shady has brothers **greater than** Shahd.

and Shahd has brothers **less than** Shady.



7 is greater than 5

greater means more



4 is less than 9

less means fewer



3 = 3

equal to means
the same number





Notice



5 is greater than 4

4 is less than 5

12 is greater than 10

10 is less than 12

8 is greater than 5

5 is less than 8

13 equals 13

3 equals 3

8) Color the basket content that has more fruits:



1



2







3



4



9) Mark (✓) for the train which has more bogies:



10) Mark (✓) for the group that has more items:




A



B




11) Mark (✓) for the group that has less items:




A



B



C




12) Circle the groups that has equal items:



13) Circle (greater than / less than / equals) as example:

9	greater than	equals	less than	10
10	greater than	equals	less than	13
10	greater than	equals	less than	8
11	greater than	equals	less than	9
6	greater than	equals	less than	6

Follow



Lessons
(21 - 22)

Numbers (14 & 15)

Outcomes

Students will:

- participate in Calendar Math activities.
- count, read and write 14 and 15.
- use the terms "greater than, less than and equal to".

Number chart

1	2	3	4	5	6	7	8	9	10
11	12	13	14	15	16	17	18	19	20
21	22	23	24	25	26	27	28	29	30
31	32	33	34	35	36	37	38	39	40
41	42	43	44	45	46	47	48	49	50
51	52	53	54	55	56	57	58	59	60
61	62	63	64	65	66	67	68	69	70
71	72	73	74	75	76	77	78	79	80
81	82	83	84	85	86	87	88	89	90
91	92	93	94	95	96	97	98	99	100

Calendar

October 2019						
Sat	Sun	Mon	Tue	Wed	Thu	Fri
			1	2	3	4
5	6	7	8	9	10	11
12	13	14	15	16	17	18
19	20	21	22	23	24	25
26	27	28	29	30	31	

day

month

year

Date of the day

Match the day with the correct number:



First Term

75




هذا العمل حصري على موقع ذاكرولي التعليمي ويسمح بمشاركته فقط ولا يسمح بتداوله على أي مواقع أخرى للمزيد من أعمالنا الحصرية تفضل بزيارة موقعنا الإلكتروني من هنا <https://www.zakrooly.com>

Number 14

14

14

fourteen



Trace and write:

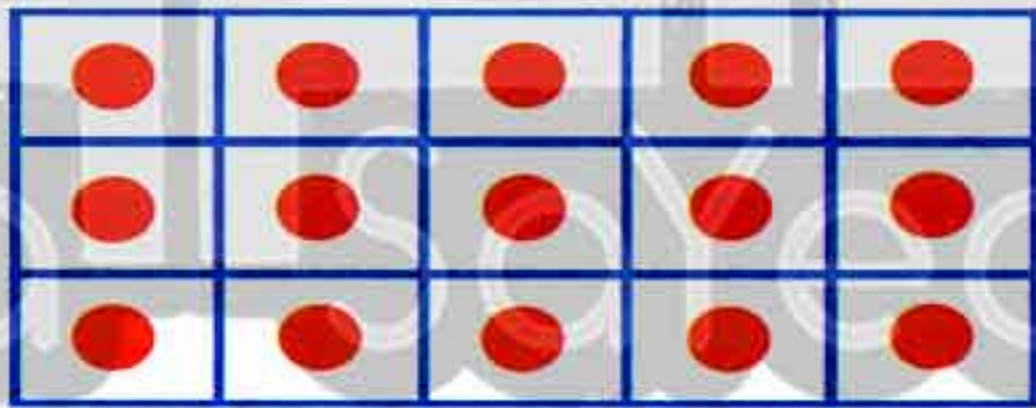


Number 15

15

15

fifteen



Trace and write:




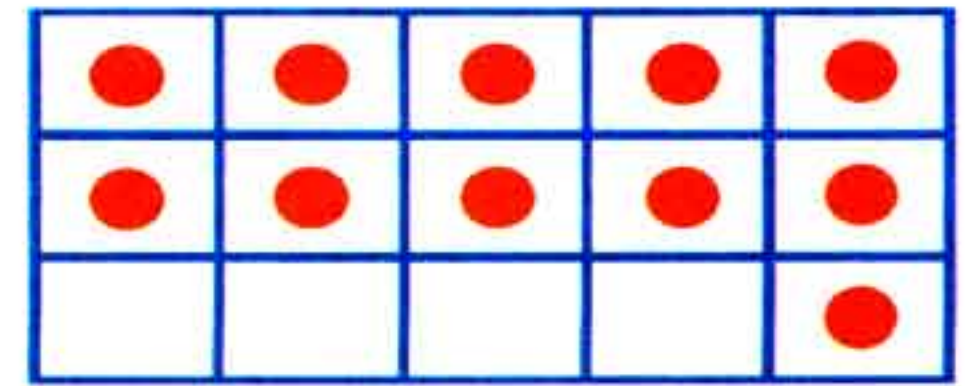
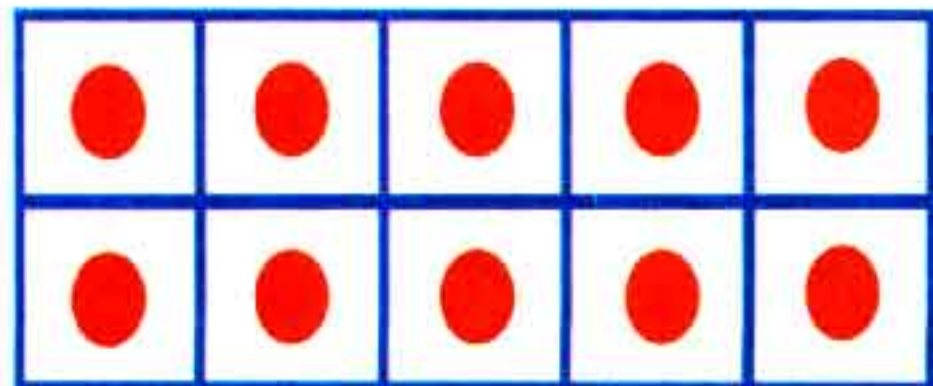
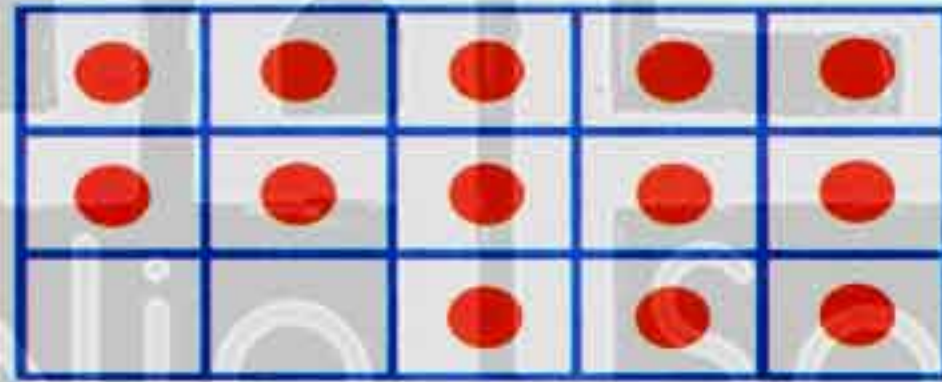

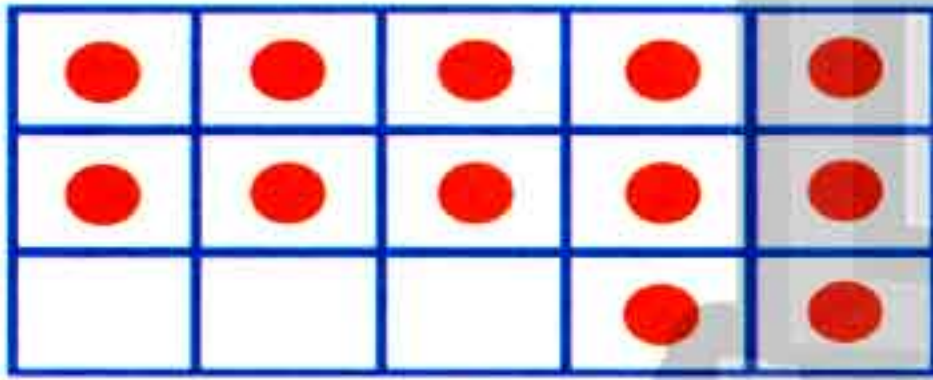


Activities



1) Write:

14				
15				



2) Count and write the number:



3) Write the number of each group and circle the one that has more items:



4) Write the number of each group and circle the one that has less items:



5) Circle (greater than / less than / equals) as example:

8	greater than	equals	less than	7
7	greater than	equals	less than	8
9	greater than	equals	less than	9
12	greater than	equals	less than	13
11	greater than	equals	less than	14

Complete

1 3 6 8 10 12 15

Lessons
(23 - 24)

Comparing numbers using
($>$), ($<$) and ($=$)

Outcomes

Students will:

- participate in Calendar Math activities.
- count from (0 - 15).
- use the terms greater than, less than and equal to.
- compare numbers using greater than ($>$), less than ($<$) and equal to ($=$) symbols.

Number chart

1	2	3	4	5	6	7	8	9	10
11	12	13	14	15	16	17	18	19	20
21	22	23	24	25	26	27	28	29	30
31	32	33	34	35	36	37	38	39	40
41	42	43	44	45	46	47	48	49	50
51	52	53	54	55	56	57	58	59	60
61	62	63	64	65	66	67	68	69	70
71	72	73	74	75	76	77	78	79	80
81	82	83	84	85	86	87	88	89	90
91	92	93	94	95	96	97	98	99	100


Calendar

November 2019						
Sat	Sun	Mon	Tue	Wed	Thu	Fri
						1
2	3	4	5	6	7	8
9	10	11	12	13	14	15
16	17	18	19	20	21	22
23	24	25	26	27	28	29
30						

day month year
Date of the day / /

Complete:

- 1) The days of the week are days.
- 2) The number of the days that you go to school are days.
- 3) The number of the days of the weekend are days.



Greater than

Less than

Equals

More than



6 is greater than 4

$$6 > 4$$



Less than



5 is less than 8

$$5 < 8$$



Equals




3 equals 3

$$3 = 3$$




The alligator's mouth is always open to greater number



$$4 < 5$$

Here,

(4) is less than (5)



$$6 > 5$$

Here,

(6) is greater than (5)



Activities

1) Circle the number that is greater:

9

11

5

6

12

13

2

4

14

10

3

7

7

15

6

8

2) Circle the number that is less:

9

12

2

7

15

12

6

8

13

8

2

4

10

11

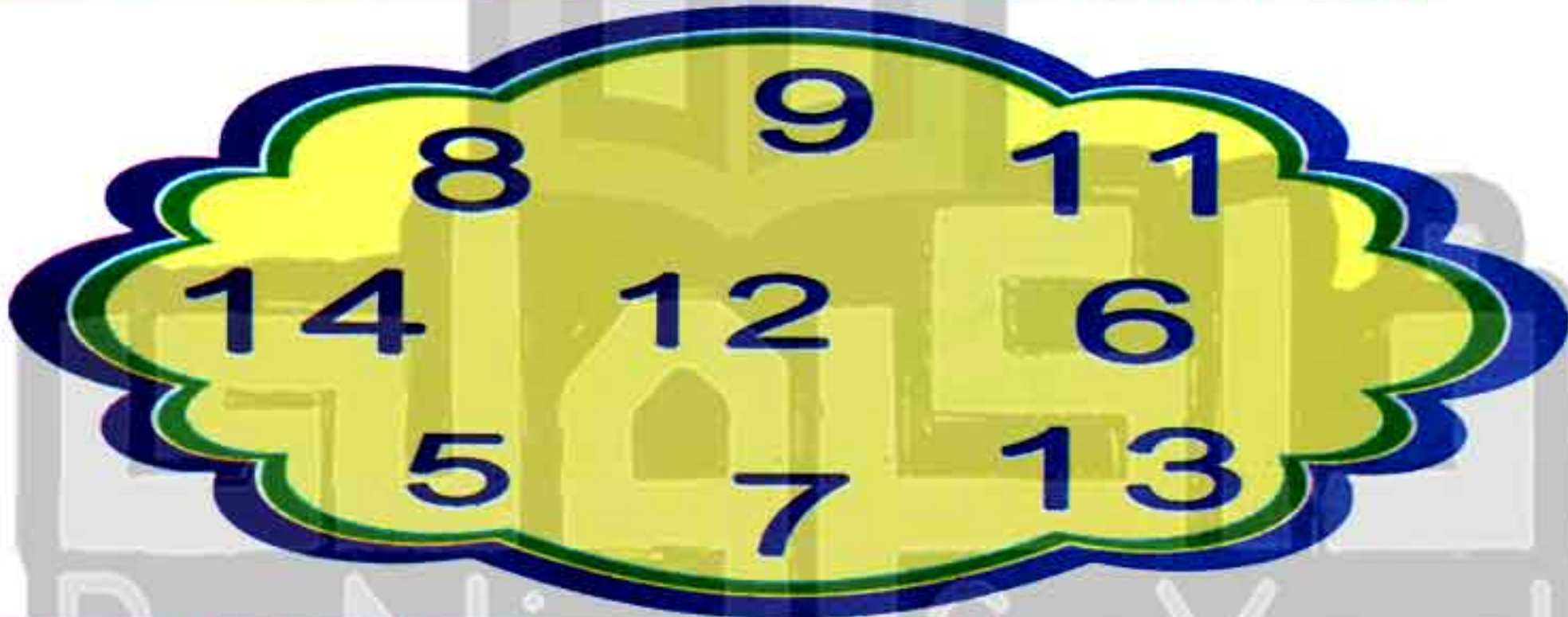
11

12

3) Circle the numbers that are more than (8):



4) Circle the numbers that are less than (10):



5) Complete using ($>$, $<$ or $=$):

6	<input type="text"/>	6		7	<input type="text"/>	6
13	<input type="text"/>	10		5	<input type="text"/>	3
12	<input type="text"/>	12		12	<input type="text"/>	11
6	<input type="text"/>	8		8	<input type="text"/>	9
10	<input type="text"/>	10		14	<input type="text"/>	15

6) Complete with the suitable number:

$12 = \boxed{\dots\dots\dots}$

$15 > \boxed{\dots\dots\dots}$

$10 < \boxed{\dots\dots\dots}$

$\boxed{\dots\dots\dots} > 6$

$13 = \boxed{\dots\dots\dots}$

$\boxed{\dots\dots\dots} > 10$



$\boxed{\dots\dots\dots} < 8$

$9 = \boxed{\dots\dots\dots}$

$\boxed{\dots\dots\dots} < 9$

$\boxed{\dots\dots\dots} > 11$

7) Count and put (>, < or =):




8) Color:



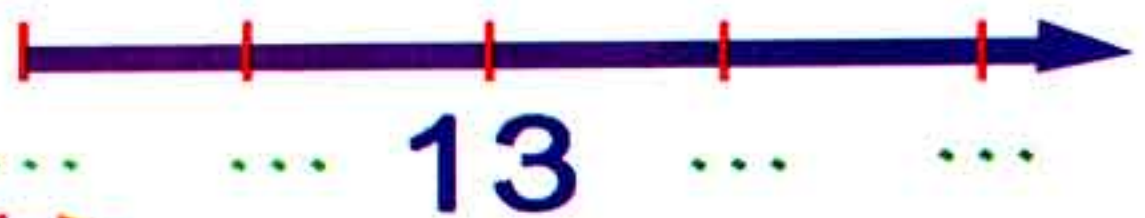
→ less than (10)






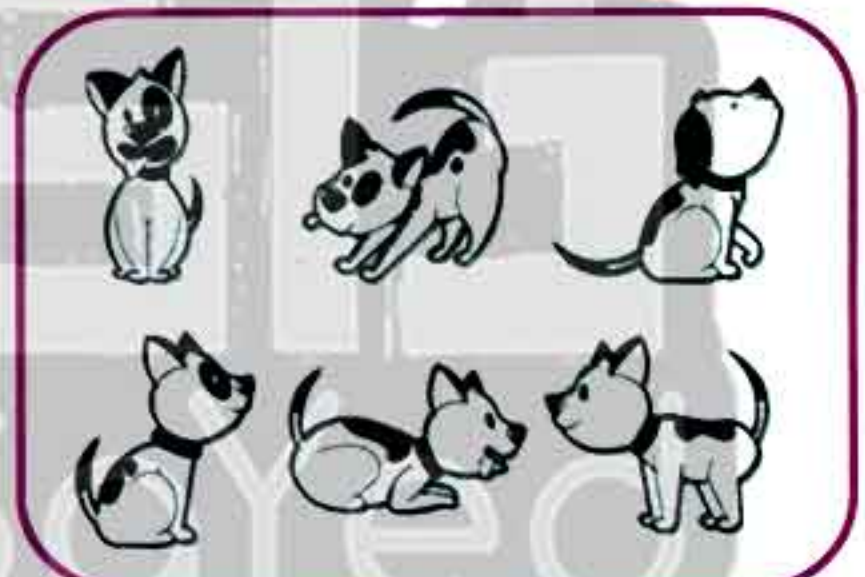


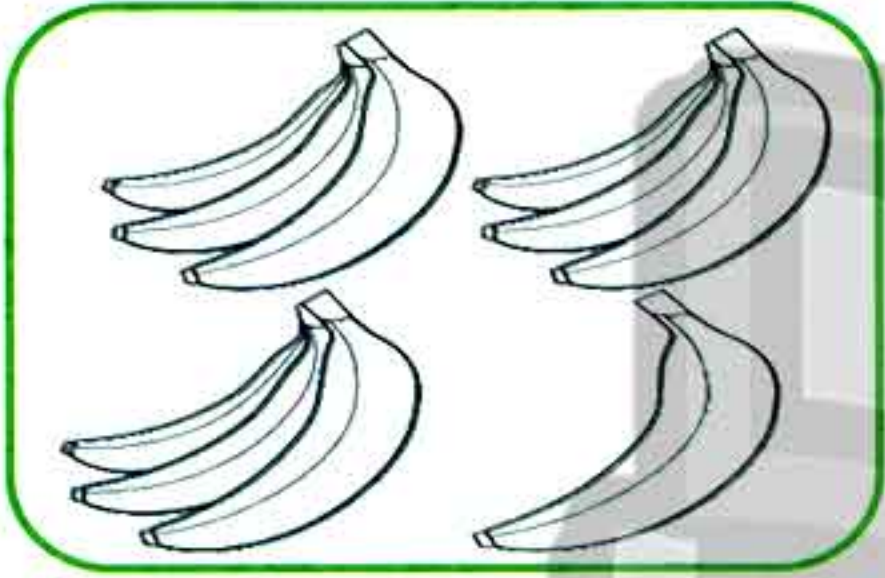


→ greater than (10)



9) Complete the missing numbers:



10) Color the items according to the given symbol:



تابعنا على صفحتنا على الفيسبوك

www.facebook.com/ZakroolySite



11) Write the right number:

Dominoes

.....
.....
.....
.....

CHAPTER 4



Lessons (25 - 26)

Lesson (27)

Lessons (28 - 29)

Lesson (30)

Numbers 16 & 17

Picture graph

Numbers 18, 19 and 20

Bar graph



تفوقك في أي عمل عليه العلامة دي



هذا العمل حصري على موقع ذاكرولي التعليمي ويسمح بمشاركته فقط ولا يسمح بتداوله على أي مواقع أخرى للمزيد من أعمالنا الحصرية تفضل بزيارة موقعنا الإلكتروني من هنا <https://www.zakrooly.com>

Lessons

(25 - 26)

Numbers (16 - 17)

Outcomes

Students will:

- participate in Calendar Math activities.
- identify the days of the week that are today, tomorrow and yesterday
- count read and write 16 and 17.
- use objects to count numbers and find (10) more.

Number chart

1	2	3	4	5	6	7	8	9	10
11	12	13	14	15	16	17	18	19	20
21	22	23	24	25	26	27	28	29	30
31	32	33	34	35	36	37	38	39	40
41	42	43	44	45	46	47	48	49	50
51	52	53	54	55	56	57	58	59	60
61	62	63	64	65	66	67	68	69	70
71	72	73	74	75	76	77	78	79	80
81	82	83	84	85	86	87	88	89	90
91	92	93	94	95	96	97	98	99	100

Calendar

November 2019						
Sat	Sun	Mon	Tue	Wed	Thu	Fri
						1
2	3	4	5	6	7	8
9	10	11	12	13	14	15
16	17	18	19	20	21	22
23	24	25	26	27	28	29
30						

day

month

year

Date of the day / /



Through the calendar of this month, answer:

1) (5) suits (Tuesday).

2) (11) suits

3) (6) suits

تابع جديد زاكروولي على
فيسبوك
تويتر
وانس اب
تليجرام

90

Chapter (4) Lessons (25 - 26)



هذا العمل حصري على موقع ذاكرولي التعليمي ويسمح بمشاركته فقط ولا يسمح بتداوله على أي مواقع أخرى
للمزيد من أعمالنا الحصرية تفضل بزيارة موقعنا الإلكتروني من هنا <https://www.zakrooly.com>

1) Complete (orally):

- 1) Days of the week are Their number is days.
- 2) Months of the year are Their number is months.

2) Answer:

- 1) Today is?
- 2) What is the day before?
- 3) What is the day after?

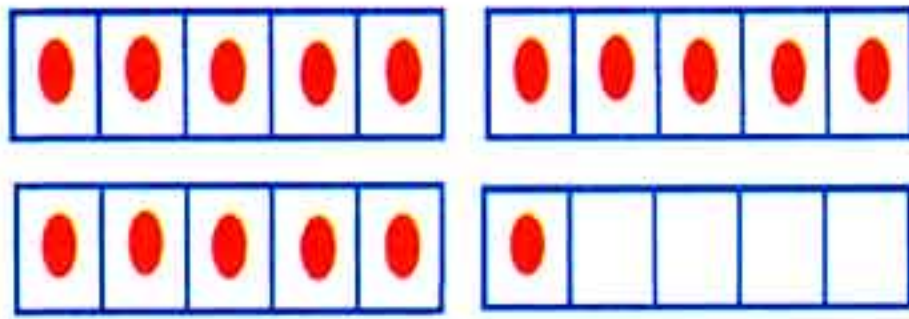
3) Complete:

before after

Yesterday	Today	Tomorrow
	Thursday	
	Tuesday	
		Monday
Sunday		

Number 16

16
sixteen

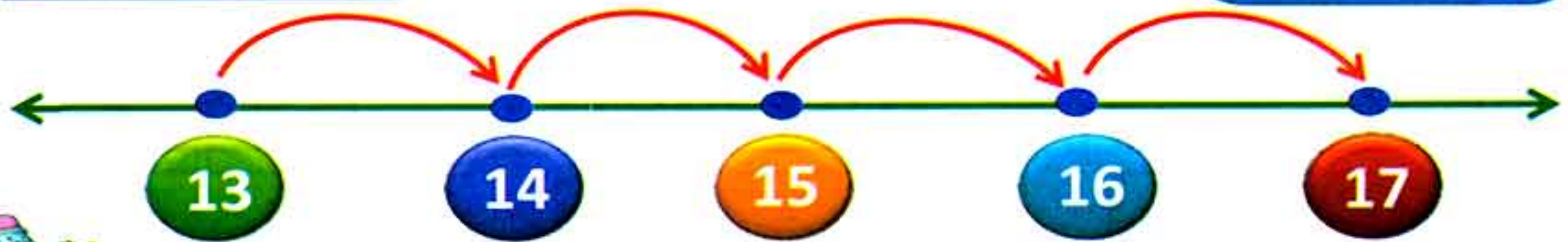



Trace and write:



Number 17

17
seventeen

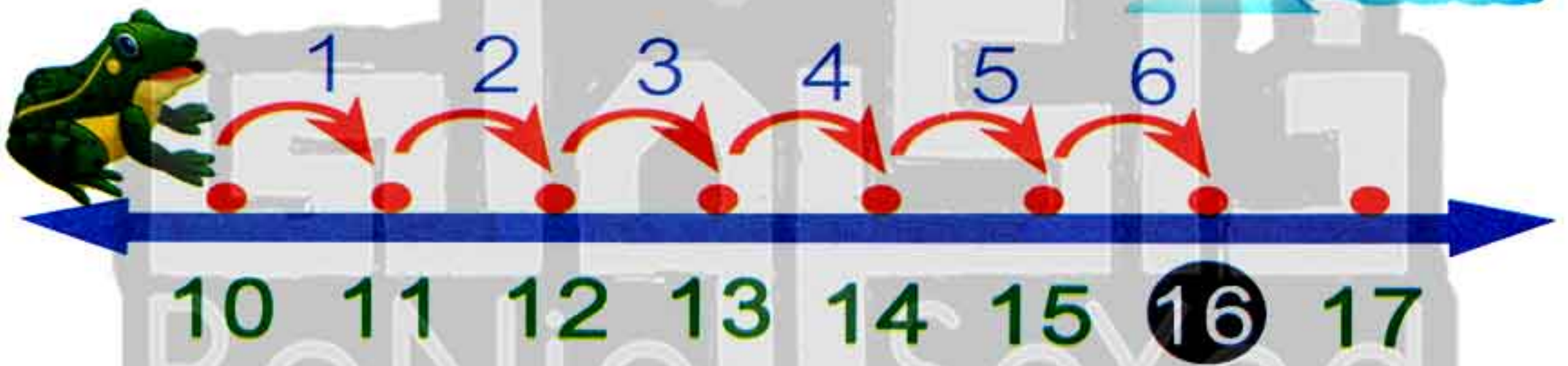


Trace and write:

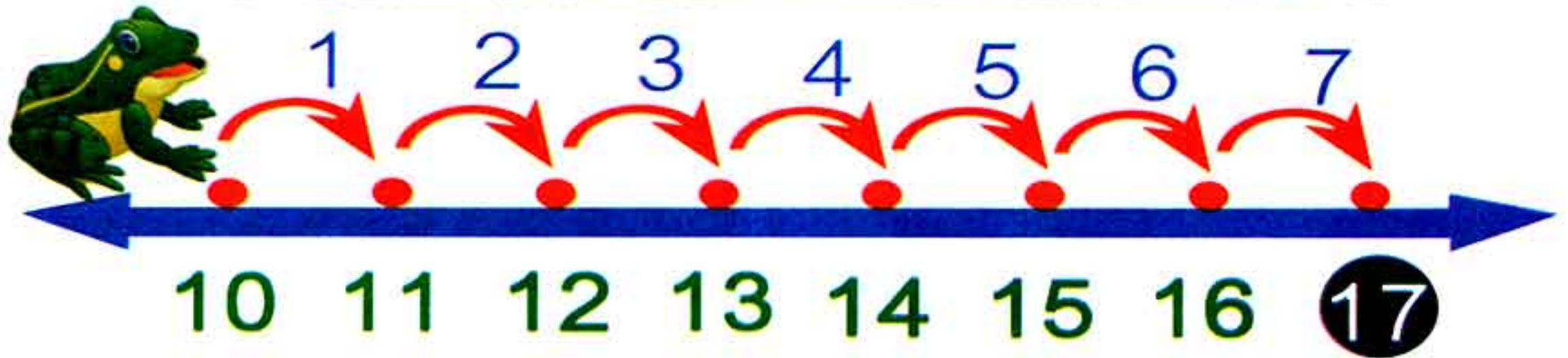


Write:

16				
Sixteen				
17				
Seventeen				



How many times will the frog jump to reach number 16?




How many times will the frog jump to reach number 17?



Activities

1) Count and circle the correct number:




12 13 15



12 13 17




15 16 17



14 15 16




12 14 16



7 9 11

2) Circle 10 then count the rest:



The rest =



The rest =



$$10 + 6 = 16$$

$$10 + 7 = 17$$

$$10 + 1 = 11$$

$$10 + 2 = 12$$

$$10 + 3 = 13$$

$$10 + 4 = 14$$

3) Complete:

$$6 + \square = 16$$

$$\square + 10 = 15$$

$$\square + 1 = 11$$

$$10 + \square = 12$$

$$10 + 3 = \square$$

$$10 + 4 = \square$$

$$6 + \square = 16$$

$$\square + 10 = 13$$


$$\square + 5 = 15$$

$$10 + \square = 17$$


4) Count and write the number:

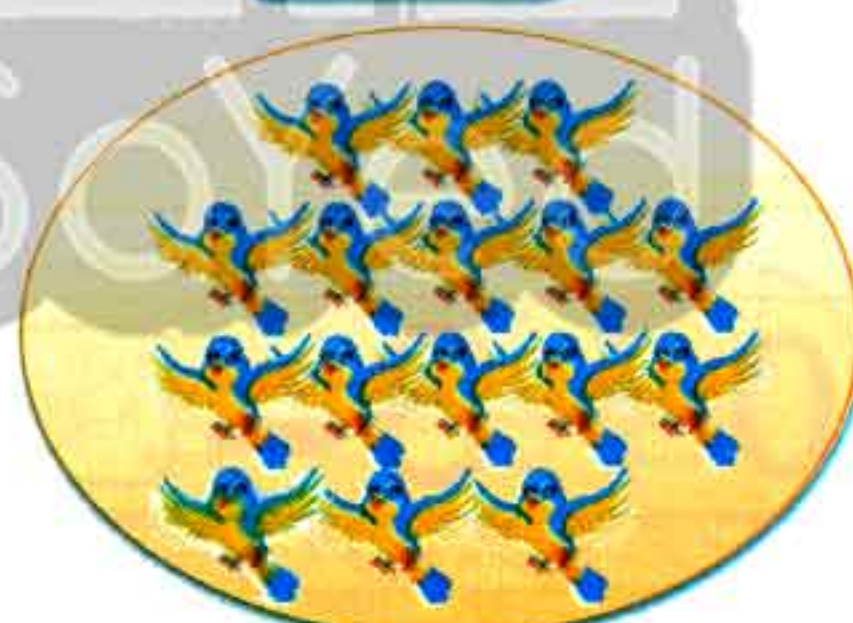






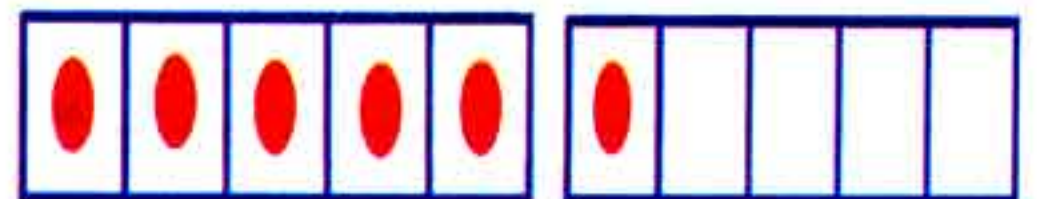










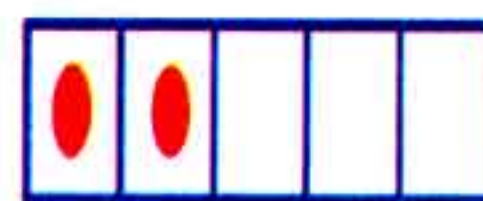




اكتب ذاكرولي في البحث وانضم لجروبات ذاكرولي
مع رياض الاطفال للصف الثالث الاعدادي

5) Count and write the number:








6) Count and match:



15



16



17



13



9



14

7) Color the squares according to the given number:

13																			
14																			
12																			
15																			
10																			

8) Complete the missing numbers:

16 = <input type="text"/>	<input type="text"/> > 10
17 > <input type="text"/>	<input type="text"/> < 8
10 < <input type="text"/>	9 = <input type="text"/>
<input type="text"/> > 15	<input type="text"/> < 13
13 = <input type="text"/>	<input type="text"/> > 11

9) Complete using (> , < or =) in boxes:


12 <input type="text"/>	15	9 <input type="text"/>	16	10 + 6 <input type="text"/>	16
17 <input type="text"/>	16	15 <input type="text"/>	8	5 + 10 <input type="text"/>	14
12 <input type="text"/>	14	12 <input type="text"/>	14	4 + 10 <input type="text"/>	13

10) Write the missing numbers:



تابعنا على صفحتنا على الفيسبوك

www.facebook.com/ZakroolySite



Lesson (27)

(Representing data into a picture graph)

Outcomes

Students will:

- participate in Calendar Math activities.
- identify the days of the week that are **Today**, **Tomorrow** and **Yesterday**.
- organize data into a picture graph.

Number chart

1	2	3	4	5	6	7	8	9	10
11	12	13	14	15	16	17	18	19	20
21	22	23	24	25	26	27	28	29	30
31	32	33	34	35	36	37	38	39	40
41	42	43	44	45	46	47	48	49	50
51	52	53	54	55	56	57	58	59	60
61	62	63	64	65	66	67	68	69	70
71	72	73	74	75	76	77	78	79	80
81	82	83	84	85	86	87	88	89	90
91	92	93	94	95	96	97	98	99	100

Calendar

November 2019						
Sat	Sun	Mon	Tue	Wed	Thu	Fri
						1
2	3	4	5	6	7	8
9	10	11	12	13	14	15
16	17	18	19	20	21	22
23	24	25	26	27	28	29
30						

Date of the day / /

Complete:

Yesterday ← Before **Today** → After **Tomorrow**

.....	Tuesday
.....	Thursday
.....	Wednesday



The teacher asked her students about their favourite animal, the first student said, "The donkey", the teacher drew a table and put its picture beside the first drawing of the donkey, then she asked another one, he said, "The dog", she put its picture beside the first drawing of the dog, and so on. Finally, she made the following table.



3) Complete using ($<$ or $>$) in boxes:

Number of 	<input type="text"/>	Number of 
Number of 	<input type="text"/>	Number of 
Number of 	<input type="text"/>	Number of 

Favourite hobby

1) Complete:



number =



number =



number =



number =


2) Circle the greatest number using the graph:







3) Circle the smallest number using the graph:



1) Complete the picture graph:



2) Complete:



number =



number =



number =



number =

3) Put (<, > or =) in boxes:

Number of



Number of




Number of



Number of



Number of



Number of



Lessons

(28 - 29)

Numbers (18 - 19 - 20)

Outcomes

Students will:

- participate in Calendar Math activities.
- identify the days of the week that are today, tomorrow and yesterday.
- count, read and write 18, 19 and 20.
- answer questions about data in a class picture graph.
- create visual representations of 18, 19 and 20.

Number chart

1	2	3	4	5	6	7	8	9	10
11	12	13	14	15	16	17	18	19	20
21	22	23	24	25	26	27	28	29	30
31	32	33	34	35	36	37	38	39	40
41	42	43	44	45	46	47	48	49	50
51	52	53	54	55	56	57	58	59	60
61	62	63	64	65	66	67	68	69	70
71	72	73	74	75	76	77	78	79	80
81	82	83	84	85	86	87	88	89	90
91	92	93	94	95	96	97	98	99	100

Calendar

November 2019						
Sat	Sun	Mon	Tue	Wed	Thu	Fri
						1
2	3	4	5	6	7	8
9	10	11	12	13	14	15
16	17	18	19	20	21	22
23	24	25	26	27	28	29
30						

Date of the day / /

◆ Complete:

Yesterday

Before

Today

After

Tomorrow

.....

Sunday

.....

.....

Monday

.....

.....

.....

Thursday

First Term

105



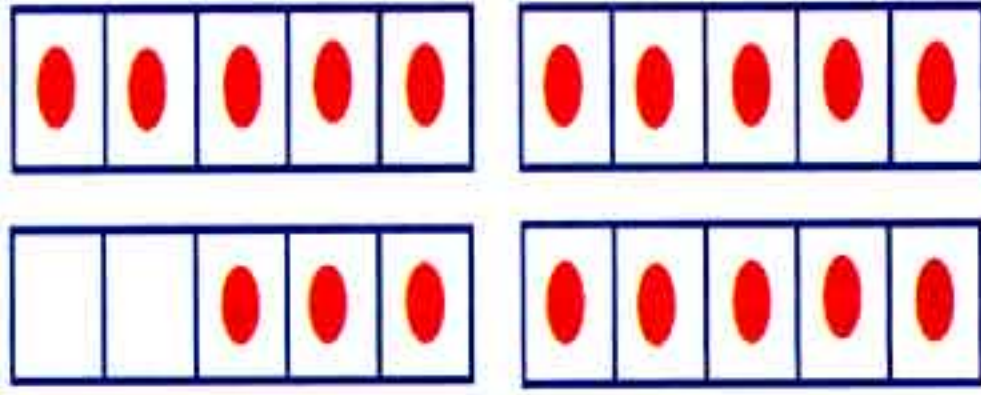
هذا العمل حصري على موقع ذاكرولي التعليمي ويسمح بمشاركته فقط ولا يسمح بتداوله على أي مواقع أخرى للمزيد من أعمالنا الحصرية تفضل بزيارة موقعنا الإلكتروني من هنا <https://www.zakrooly.com>

Number 18



18

eighteen



Trace and write:




Number 19



19

nineteen

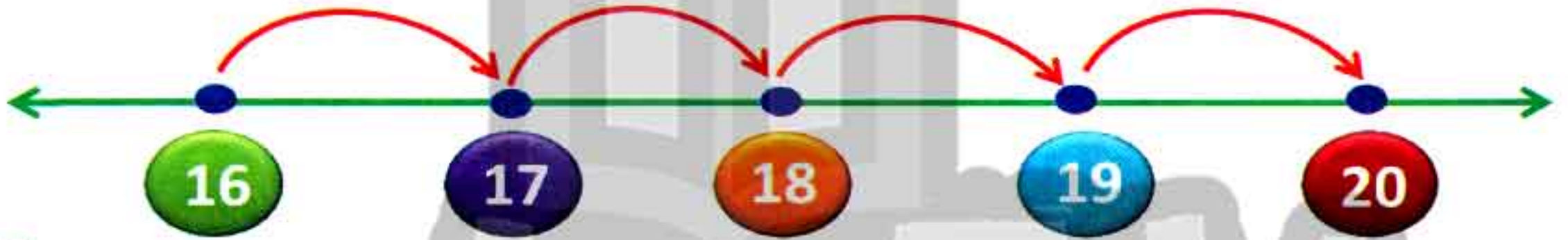
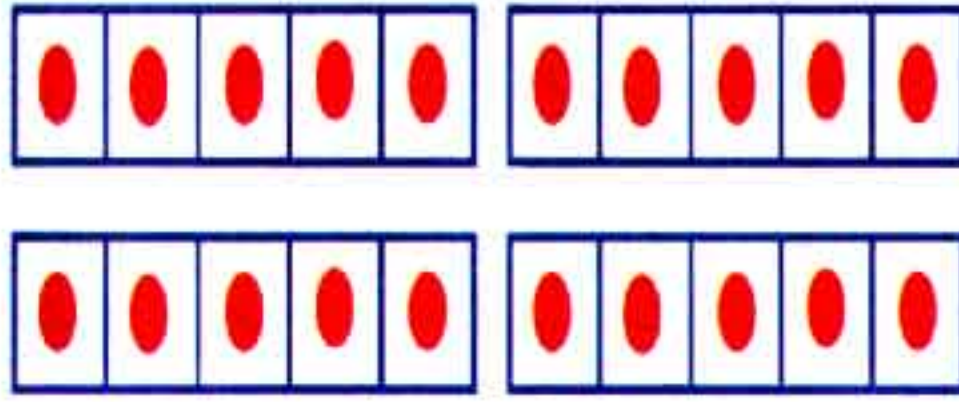


Trace and write:



Number 20

20
twenty



Trace and write:

20 | 20 | 20 | 20 | 20

Activities

1) Write:

18					
19					
20					



تابعنا على صفحتنا على الفيسبوك

www.facebook.com/ZakroolySite


First Term

107



هذا العمل حصري على موقع ذاكرولى التعليمى ويسمح بمشاركته فقط ولا يسمح بتداوله على أي مواقع أخرى للمزيد من أعمالنا الحصرية تفضل بزيارة موقعنا الإلكتروني من هنا <https://www.zakrooly.com>

2) Circle the required numbers:



18




19



20



20




18




19


3) Draw dots according to the given numbers:




18



17



20




19

4) Count then color the required numbers:

18



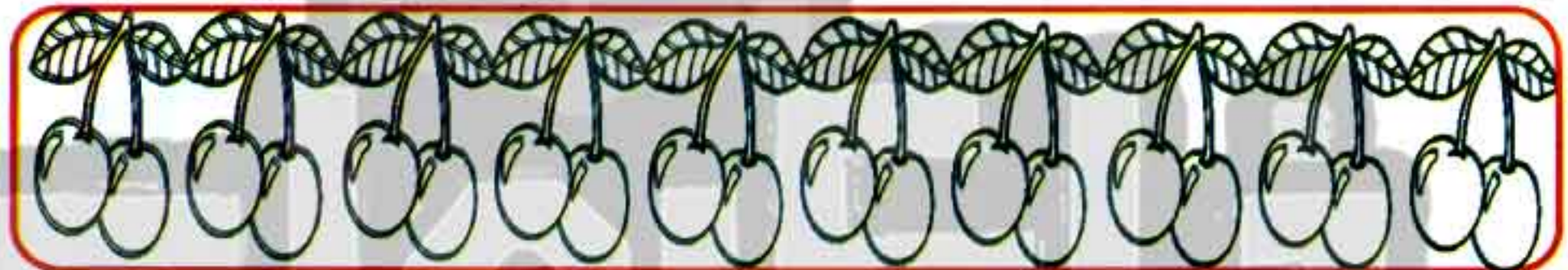
17




20




19



5) Draw dots according to the required numbers:



18

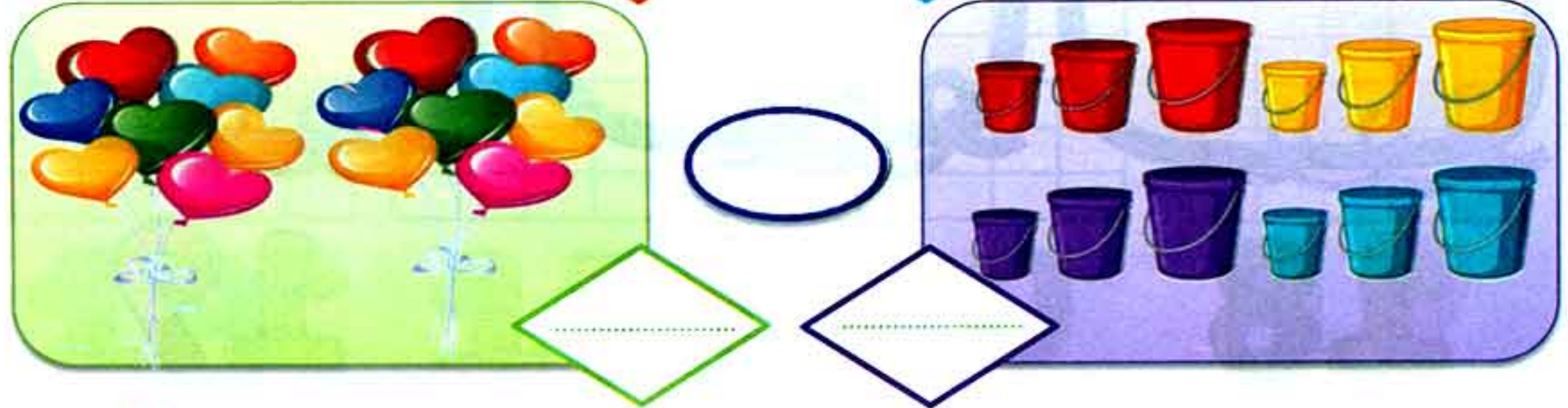
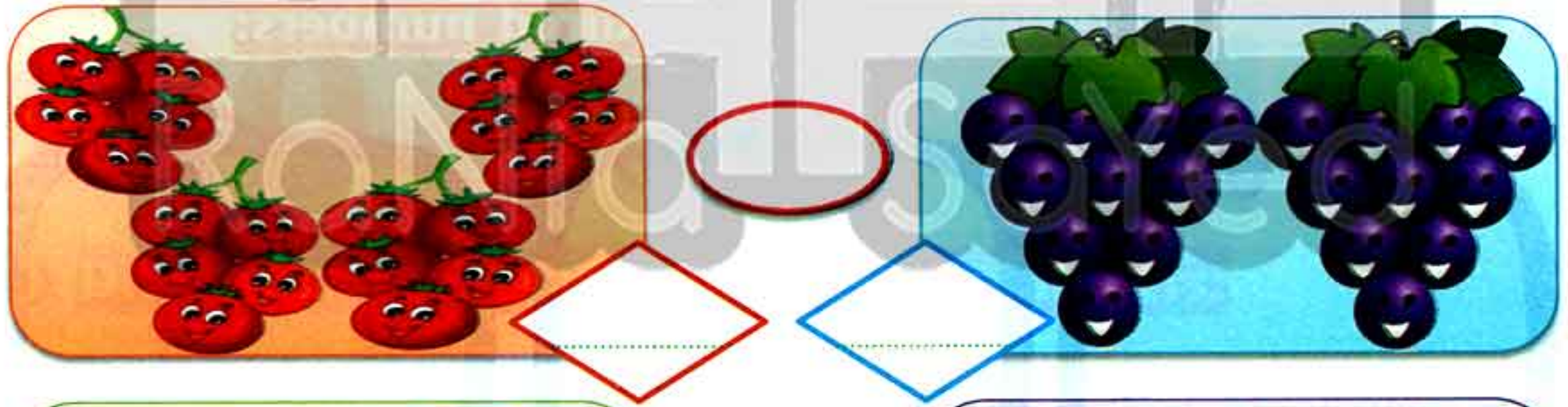
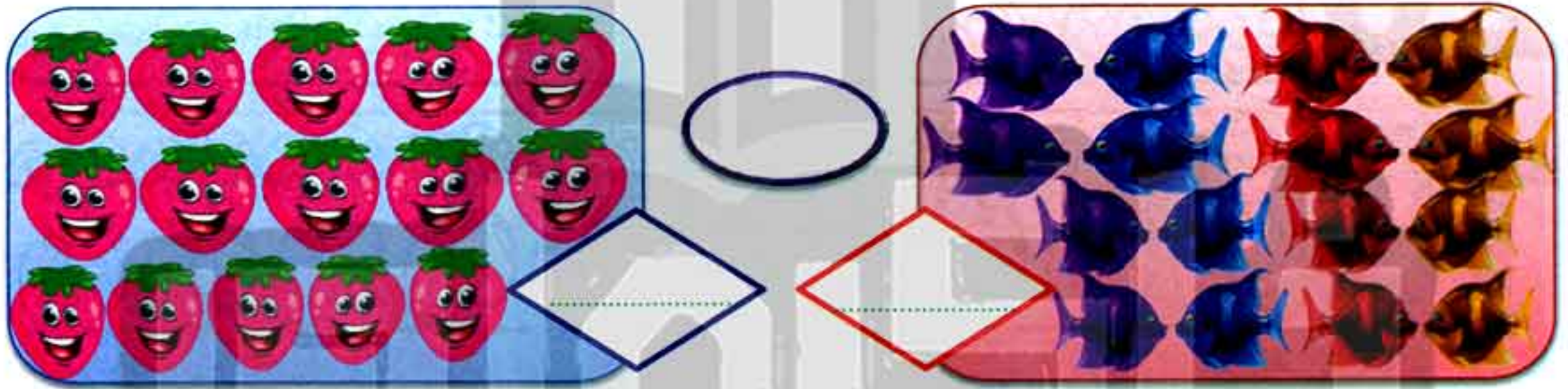


17

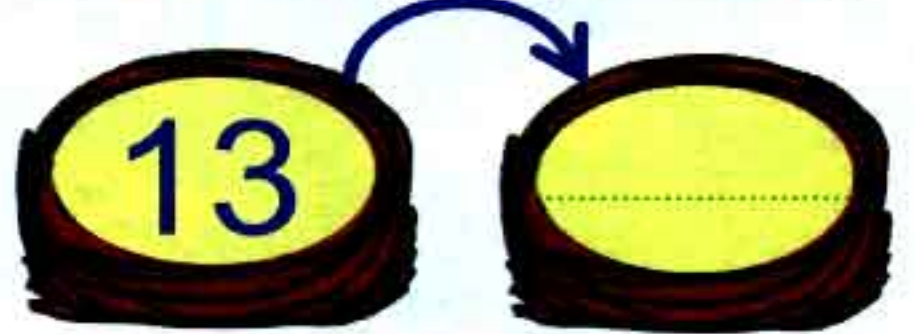
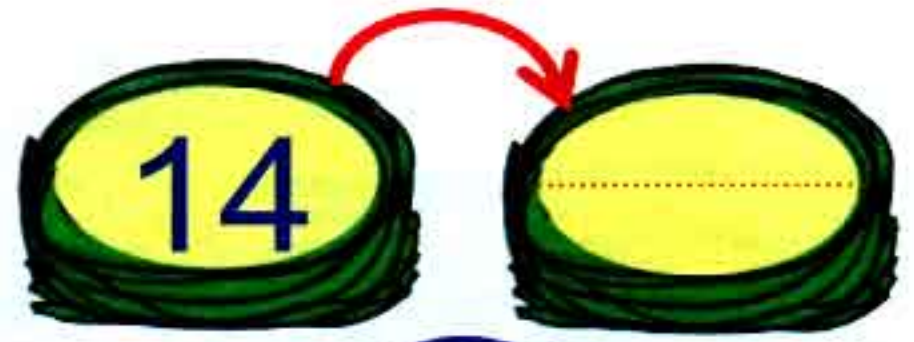
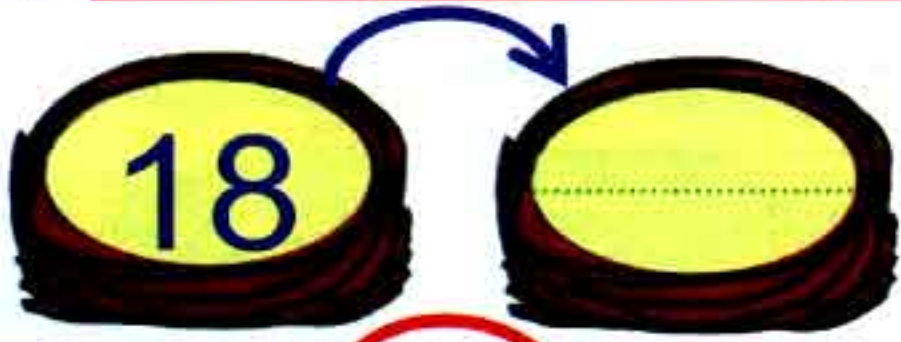


19

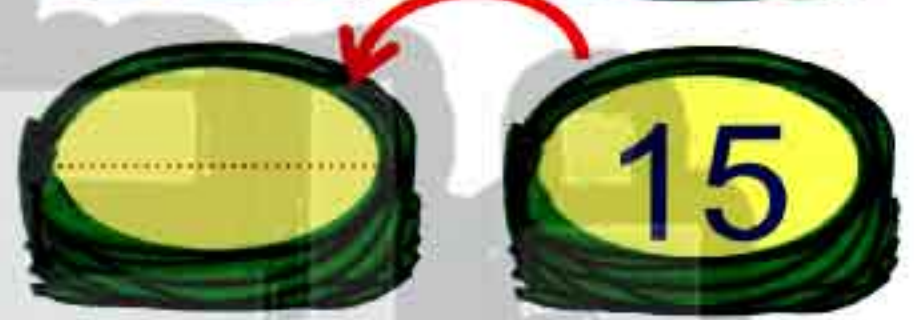
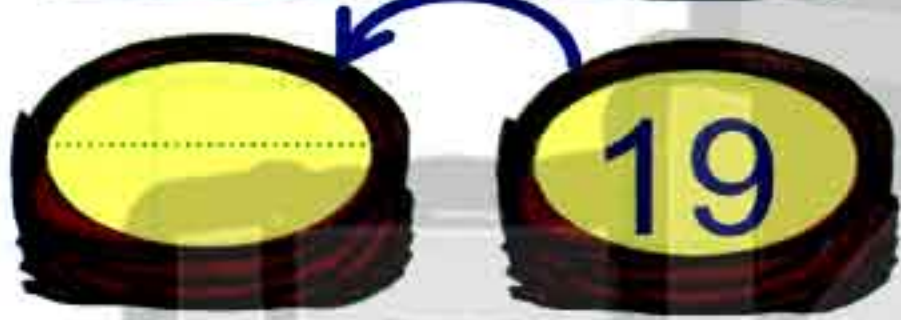
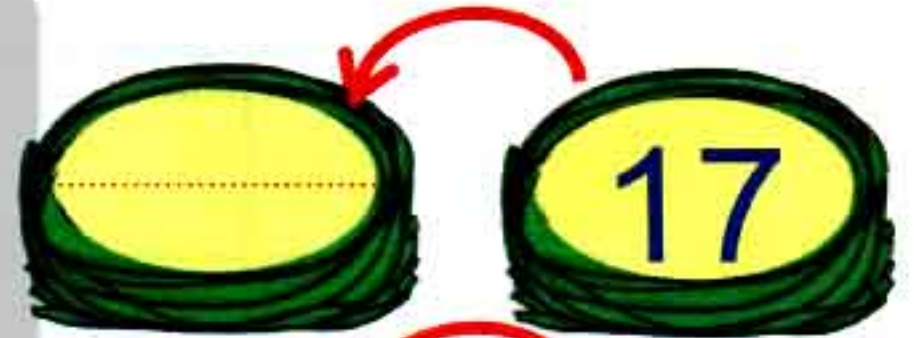
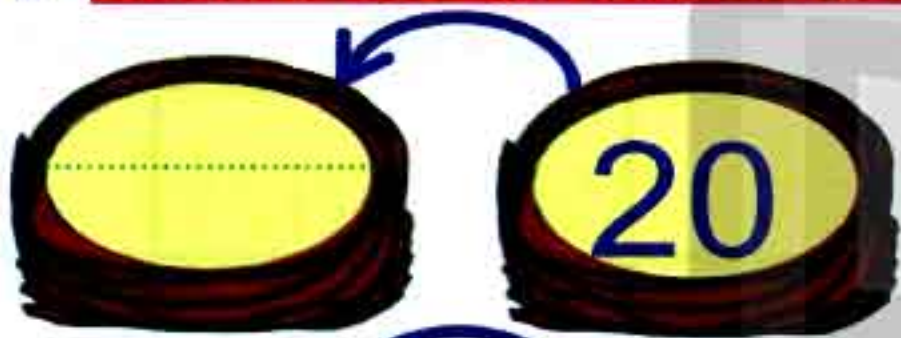
6) Circle ten items then write the remainder:

The rest = The rest = The rest = 7) Count and compare using ($>$, $<$ or $=$):

8) Write the number just after:



9) Write the number just before:



10) Compare using the suitable sign ($>$, $<$ or $=$):

18	<input type="text"/>	17		9	<input type="text"/>	6		15	<input type="text"/>	15
14	<input type="text"/>	14		15	<input type="text"/>	20		17	<input type="text"/>	16
9	<input type="text"/>	13		12	<input type="text"/>	12		10	<input type="text"/>	14

11) Write the missing numbers:

$$17 = 10 + \boxed{}$$





$$12 = 2 + \boxed{}$$

$$15 = 10 + \boxed{}$$

$$13 = \boxed{} + \boxed{}$$

12) Complete the picture graph:



1) Complete:



number =



number =



number =



number =

2) Put (< or >):

Number of



Number of



Number of



Number of



Number of



Number of



Lesson
(30)

Representing data using bar graph

Outcomes

Students will:

- participate in Calendar Math activities.
- identify the days of the week that are **Today**, **Tomorrow** and **Yesterday**
- count up to (20).
- answer questions about data in a class bar graph.

Number chart

1	2	3	4	5	6	7	8	9	10
11	12	13	14	15	16	17	18	19	20
21	22	23	24	25	26	27	28	29	30
31	32	33	34	35	36	37	38	39	40
41	42	43	44	45	46	47	48	49	50
51	52	53	54	55	56	57	58	59	60
61	62	63	64	65	66	67	68	69	70
71	72	73	74	75	76	77	78	79	80
81	82	83	84	85	86	87	88	89	90
91	92	93	94	95	96	97	98	99	100

Calendar

November 2019						
Sat	Sun	Mon	Tue	Wed	Thu	Fri
						1
2	3	4	5	6	7	8
9	10	11	12	13	14	15
16	17	18	19	20	21	22
23	24	25	26	27	28	29
30						

day month year
Date of the day / /

Answer:





- ↪ If today is Thursday, the day before (**yesterday**) is
and the day after (**tomorrow**) is
- ↪ If the day after (**tomorrow**) is Tuesday, then today is
and the day before (**yesterday**) is







Activities



1) Put (✓) in the squares according to the number of the items:

2) Color spaces according to the number of each item:

10				
9				
8				
7				
6				
5				
4				
3				
2				
1				
				

→ Answer the questions:

◆ Which items is the most number?



◆ Which items is the fewest number?



→ Put (<, > or =):

① Number of  Number of 

② Number of  Number of 

③ Number of  Number of 




































Representing Data Using Bar Graphs



It is a representation of columns that helps us to organize, classify data and answer questions about these data.



10				
9				
8				
7				
6				
5				
4				
3				
2				
1				
				

① Circle the item that has the greatest number:



② Circle the item that has the smallest number:



③ Write ($>$, $<$ or $=$):

① Number of  Number of 

② Number of  Number of 

③ Number of  Number of 



Activities

1) Complete the missing numbers:



2) Complete using ($<$, $>$ or $=$):

$$19 \quad \square \quad 20$$

$$16 \quad \square \quad 17$$

$$0 \quad \square \quad 5$$

$$15 \quad \square \quad 15$$

$$15 \quad \square \quad 12$$

$$17 \quad \square \quad 19$$

$$15 \quad \square \quad 10 + 5$$

$$10 + 6 \quad \square \quad 12$$

$$19 \quad \square \quad 9 + 10$$

$$10 \quad \square \quad 13$$

3) Color the columns according to the number of fruits in the picture:



10					
9					
8					
7					
6					
5					
4					
3					
2					
1					

CHAPTER 5

تفوقه في أي عمل عليه العلامة دي



Lessons (31 - 32)

Lessons (33 - 34)

Lessons (35 - 36)

Lessons (37 - 40)

Numbers from 21 to 24

Numbers from 25 to 27

Numbers from 28 to 30

Numbers up to 30



هذا العمل حصري على موقع ذاكرولي التعليمي ويسمح بمشاركته فقط ولا يسمح بتداوله على أي مواقع أخرى للمزيد من أعمالنا الحصرية تفضل بزيارة موقعنا الإلكتروني من هنا <https://www.zakrooly.com>

Lessons
(31 - 32)

Numbers (21 - 24)

Outcomes

Students will:

- participate in Calendar Math activities.
- classify objects by color.
- count from 1 to 24.
- read and write numbers from 21 to 24.
- apply the ten-frame structure as a way to represent quantities.
- add within 10 using pictures and objects.
- use addition within 10 to solve word problems.

Number chart

1	2	3	4	5	6	7	8	9	10
11	12	13	14	15	16	17	18	19	20
21	22	23	24	25	26	27	28	29	30
31	32	33	34	35	36	37	38	39	40
41	42	43	44	45	46	47	48	49	50
51	52	53	54	55	56	57	58	59	60
61	62	63	64	65	66	67	68	69	70
71	72	73	74	75	76	77	78	79	80
81	82	83	84	85	86	87	88	89	90
91	92	93	94	95	96	97	98	99	100

Calendar

November 2019						
Sat	Sun	Mon	Tue	Wed	Thu	Fri
						1
2	3	4	5	6	7	8
9	10	11	12	13	14	15
16	17	18	19	20	21	22
23	24	25	26	27	28	29
30						

Date of the day / /

◆ **Complete:**

Yesterday ← Before **Today** After → **Tomorrow**

.....

Sunday

.....

Saturday

First Term

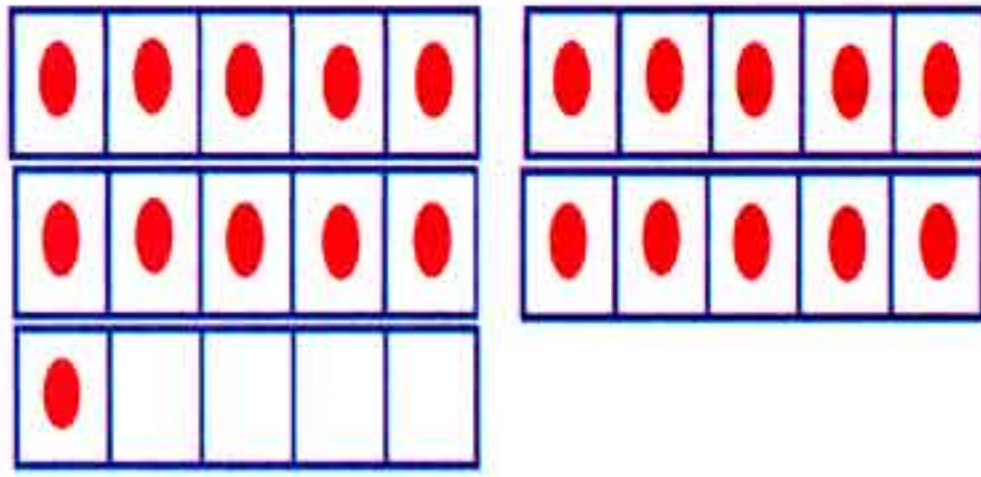
121



هذا العمل حصري على موقع ذاكرولي التعليمي ويسمح بمشاركته فقط ولا يسمح بتداوله على أي مواقع أخرى للمزيد من أعمالنا الحصرية تفضل بزيارة موقعنا الإلكتروني من هنا <https://www.zakrooly.com>

Number 21

21
Twenty one

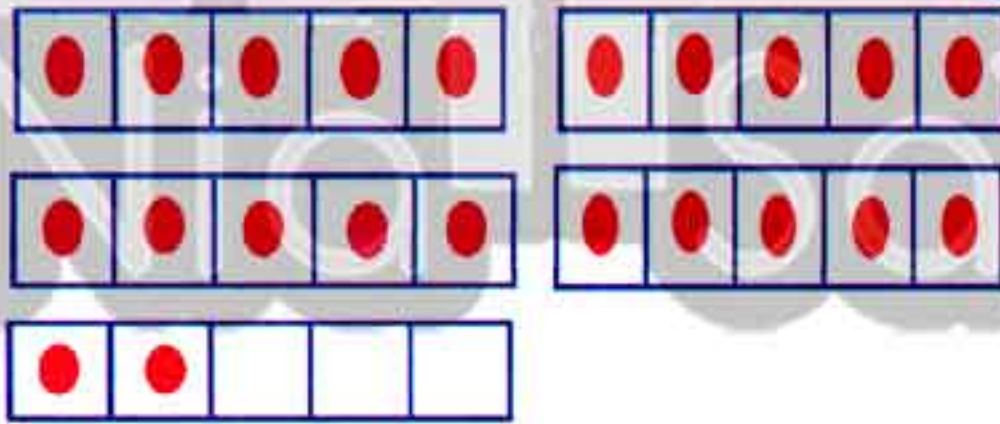


Trace and write:

21 | 21 | 21 | 21 | 21

22
Twenty two

Number 22



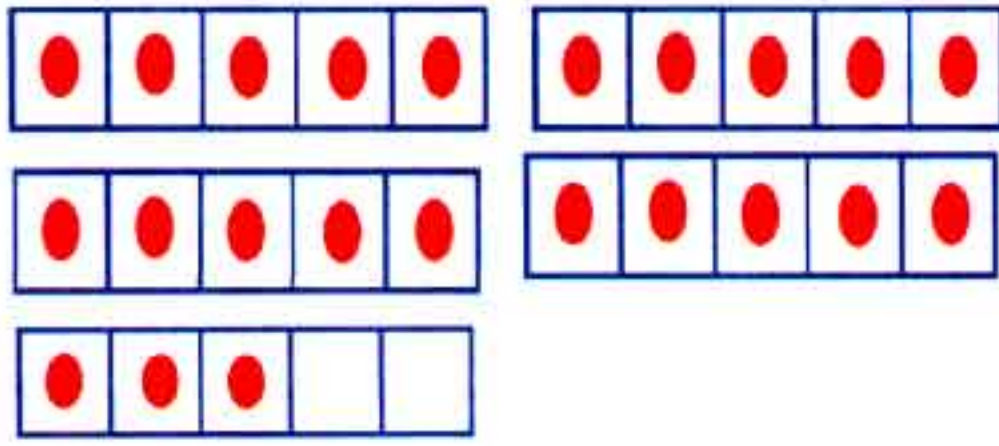
Trace and write:

22 | 22 | 22 | 22 | 22

Number 23

23

Twenty three



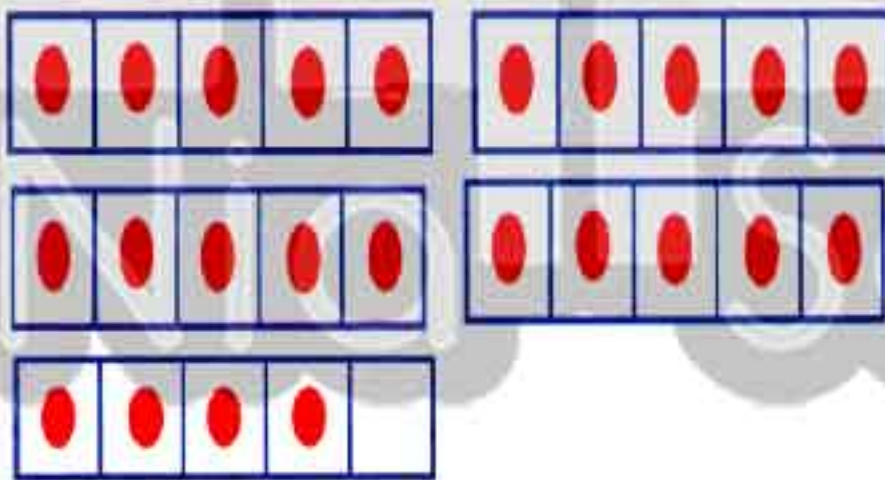
Trace and write:



Number 24

24

Twenty four



Trace and write:



First Term

123



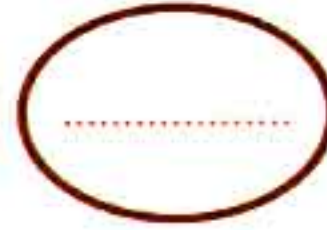

Activities

1) Write:


21						
22						
23						
24						

2) Count and write the number:






3) Count and circle the right number:



21 22 23 24



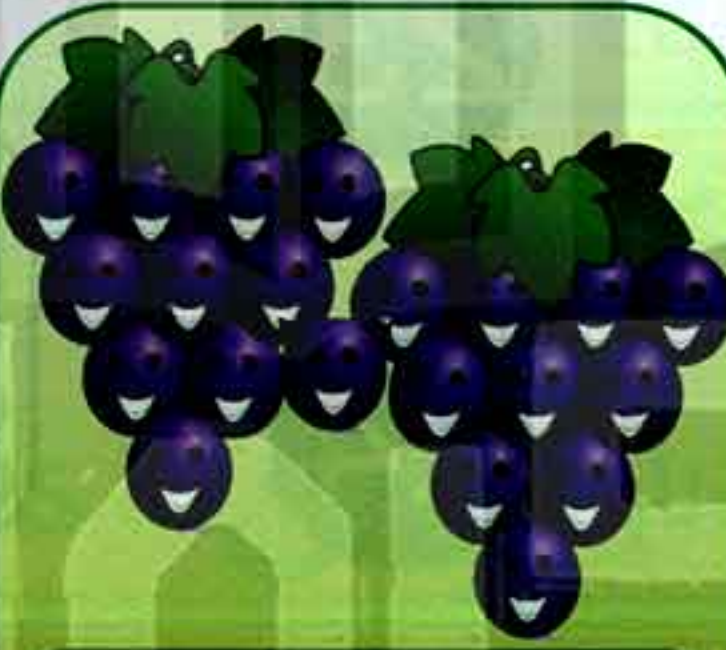
20 22 23 24



21 22 23 24



21 22 23 24



21 22 23 24



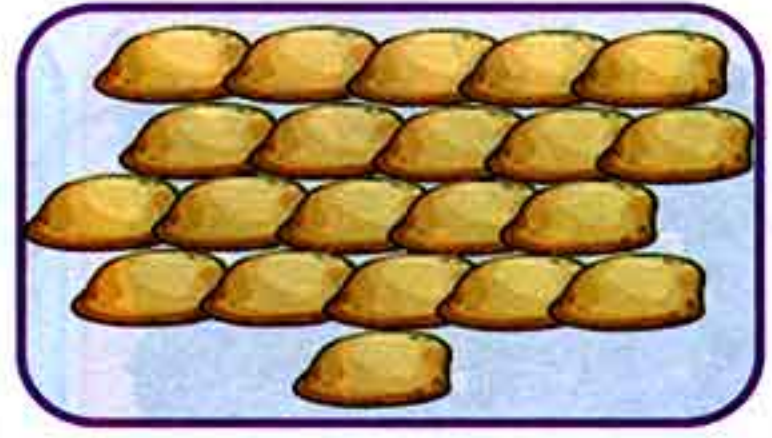
21 22 23 24



4) Match to the correct number:



21




22





23



24



5) Match the groups that have the same color:



Notice

Adding within (10)



2 plus 3 equals 5



4 plus 3 equals 7



6 plus 2 equals 8



If you want to get the sum of two groups, we make them one group and count the total number.



تابعنا على صفحتنا على الفيسبوك
www.facebook.com/ZakroolySite



First Term

127



هذا العمل حصري على موقع ذاكرولي التعليمي ويسمح بمشاركته فقط ولا يسمح بتداوله على أي مواقع أخرى
للمزيد من أعمالنا الحصرية تفضل بزيارة موقعنا الإلكتروني من هنا <https://www.zakrooly.com>

6) Complete as the given example:

3 + 2 = 5

2 + 5 =

1 + 4 =

4 + 5 =

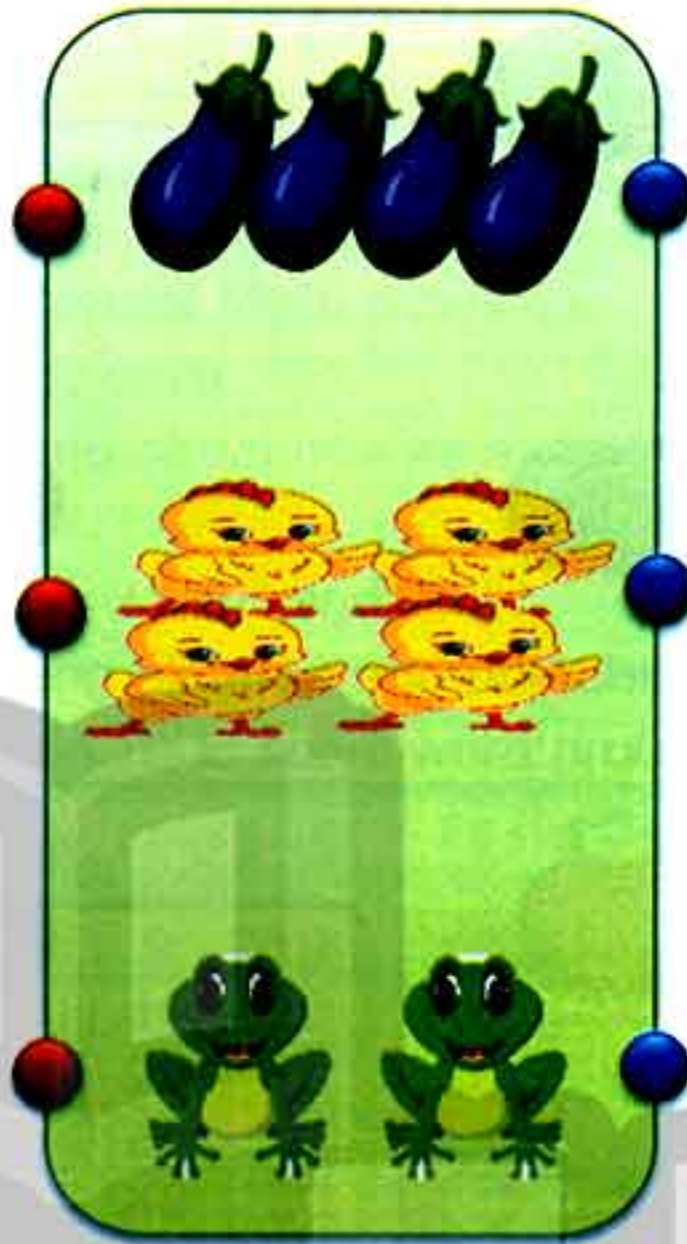

... + ... =

... + ... =

... + ... =

تابع جديد زاكروولي على موقعنا
<https://www.zakrooly.com>

7) Match (2) groups to get the suitable number:



8

10

7

8) Get the sum:

$$5 + 5 = \boxed{}$$

$$3 + 0 = \boxed{}$$

$$9 + 2 = \boxed{}$$

$$4 + 5 = \boxed{}$$

$$6 + 4 = \boxed{}$$

$$9 + 1 = \boxed{}$$

$$2 + 3 = \boxed{}$$

$$3 + 4 = \boxed{}$$

9) Get the sum then match the equal results:

$$5 + 2$$

$$= \dots\dots\dots$$

$$5 + 5$$

$$= \dots\dots\dots$$

$$4 + 2$$

$$= \dots\dots\dots$$

$$3 + 5$$

$$= \dots\dots\dots$$

$$4 + 6$$

$$= \dots\dots\dots$$

$$6 + 1$$

$$= \dots\dots\dots$$

$$4 + 4$$

$$= \dots\dots\dots$$

$$3 + 3$$

$$= \dots\dots\dots$$

→ In the class, there are 5 pens, the teacher puts up 3 more.

Now there are pens.


$5 + 3 = \dots\dots\dots$ pens.



→ Yahya had 4 erasers, then he bought 2 more.

Now he has erasers.

$4 + 2 = \dots\dots\dots$ erasers.



Lessons

(33 - 34)

Numbers from (25 to 27)

Outcomes

Students will:

- participate in Calendar Math activities.
- classify objects by color.
- apply the ten frame structures as a way to represent quantities.
- count from 1 to 27.
- write the numerals 25, 26 and 27.
- add within 10 using pictures and objects.
- use addition within 10 to solve word problems.

Number chart

1	2	3	4	5	6	7	8	9	10
11	12	13	14	15	16	17	18	19	20
21	22	23	24	25	26	27	28	29	30
31	32	33	34	35	36	37	38	39	40
41	42	43	44	45	46	47	48	49	50
51	52	53	54	55	56	57	58	59	60
61	62	63	64	65	66	67	68	69	70
71	72	73	74	75	76	77	78	79	80
81	82	83	84	85	86	87	88	89	90
91	92	93	94	95	96	97	98	99	100

Calendar

November 2019						
Sat	Sun	Mon	Tue	Wed	Thu	Fri
						1
2	3	4	5	6	7	8
9	10	11	12	13	14	15
16	17	18	19	20	21	22
23	24	25	26	27	28	29
30						

day

month

year

Date of the day /

Write the number of the month:

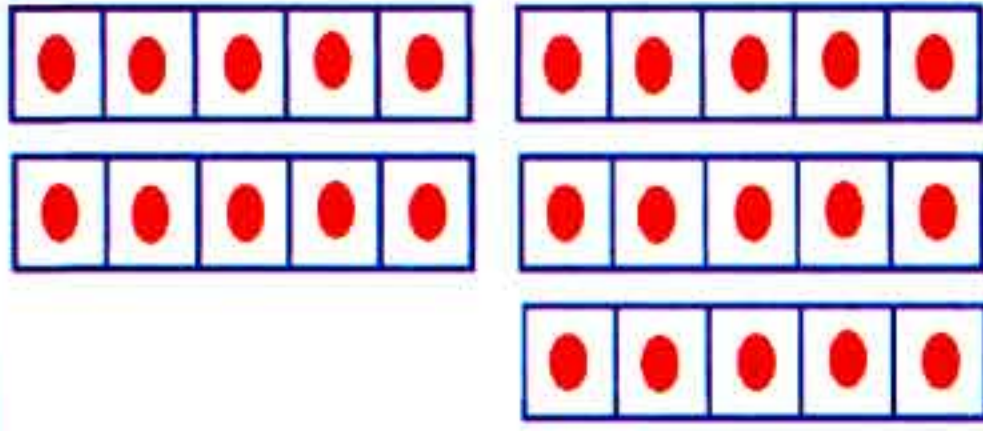
May	July	April	March	June	January
November	February	August	December	September	October

First Term

131

Number 25

25
twenty five




Trace and write:



Number 26

26
twenty six




Trace and write:



Number 27

27

twenty seven



Trace and write:



1) Write:

25					
26					
27					



تابع جديد زاكروولي على موقعنا
<https://www.zakrooly.com>







First Term


133




هذا العمل حصري على موقع ذاكرولي التعليمي ويسمح بمشاركته فقط ولا يسمح بتداوله على أي مواقع أخرى
 للمزيد من أعمالنا الحصرية تفضل بزيارة موقعنا الإلكتروني من هنا <https://www.zakrooly.com>

2) Count and write the numbers:

3) Write the number then compare using ($>$, $<$ or $=$):



4) Color the same shapes in the same colour:



5) Complete as the given example:



6) Add:

$$\begin{array}{r} 3 \\ + \\ 2 \\ \hline \end{array}$$

$$\begin{array}{r} 5 \\ + \\ 5 \\ \hline \end{array}$$

$$\begin{array}{r} 7 \\ + \\ 2 \\ \hline \end{array}$$

$$\begin{array}{r} 3 \\ + \\ 5 \\ \hline \end{array}$$

$$\begin{array}{r} 4 \\ + \\ 6 \\ \hline \end{array}$$

$$\begin{array}{r} 6 \\ + \\ 3 \\ \hline \end{array}$$

$$\begin{array}{r} 9 \\ + \\ 1 \\ \hline \end{array}$$

$$\begin{array}{r} 4 \\ + \\ 5 \\ \hline \end{array}$$

$$2 + 3 = \square$$

$$6 + 0 = \square$$

$$7 + 2 = \square$$

$$4 + 2 = \square$$

$$5 + 4 = \square$$

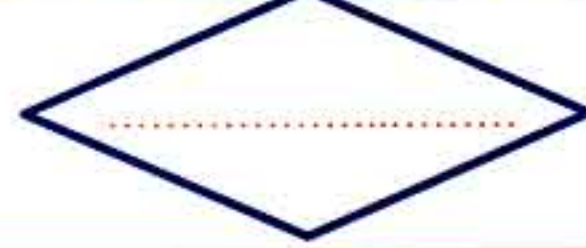
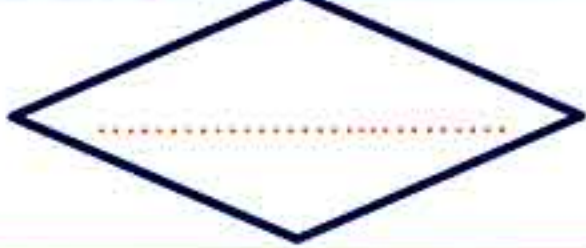
$$9 + 1 = \square$$

$$5 + 5 = \square$$



$$3 + 4 = \square$$

7) Add then compare using ($>$, $<$ or $=$):

$$2 + 3 \quad \bigcirc \quad 3 + 2$$



$$3 + 4 \quad \bigcirc \quad 5 + 1$$



$$7 + 2 \quad \bigcirc \quad 9 + 2$$



8) Complete the missing numbers:



Lessons
(35 - 36)

Numbers from (28) to (30)

Outcomes

Students will:

- participate in Calendar Math activities.
- classing objects by shape.
- apply the ten-frame structure as a way to represent quantities.
- count from (1) to (30).
- write the numbers (28, 29 and 30).
- add within (10) using pictures and objects.

Number chart

1	2	3	4	5	6	7	8	9	10
11	12	13	14	15	16	17	18	19	20
21	22	23	24	25	26	27	28	29	30
31	32	33	34	35	36	37	38	39	40
41	42	43	44	45	46	47	48	49	50
51	52	53	54	55	56	57	58	59	60
61	62	63	64	65	66	67	68	69	70
71	72	73	74	75	76	77	78	79	80
81	82	83	84	85	86	87	88	89	90
91	92	93	94	95	96	97	98	99	100

Calendar

November 2019						
Sat	Sun	Mon	Tue	Wed	Thu	Fri
						1
2	3	4	5	6	7	8
9	10	11	12	13	14	15
16	17	18	19	20	21	22
23	24	25	26	27	28	29
30						

day

month

year

Date of the day / /

Complete using the calendar:

- ☞ (17) suits (Sunday).
- ☞ (25) suits (.....).
- ☞ (27) suits (.....).
- ☞ (28) suits (.....).
- ☞ (29) suits (.....).
- ☞ (30) suits (.....).



138

Chapter (5) Lessons (35 - 36)










هذا العمل حصري على موقع ذاكرولي التعليمي ويسمح بمشاركته فقط ولا يسمح بتداوله على أي مواقع أخرى للمزيد من أعمالنا الحصرية تفضل بزيارة موقعنا الإلكتروني من هنا <https://www.zakrooly.com>



Activities

1) Write the number of the day in the week:

 Saturday	 Sunday	 Monday	 Tuesday
<input type="text"/>	<input type="text"/>	<input type="text"/>	<input type="text"/>
 Wednesday	 Thursday	 Friday	
<input type="text"/>	<input type="text"/>	<input type="text"/>	

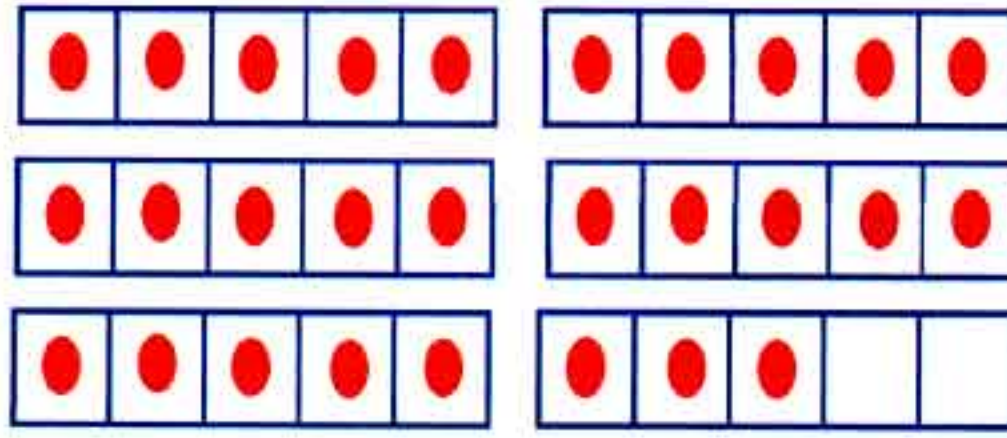
2) Match months with the suitable numbers:

JANUARY	2	8	JULY
FEBRUARY	3	9	AUGUST
MARCH	1	7	SEPTEMBER
APRIL	6	11	OCTOBER
MAY	5	12	NOVEMBER
JUNE	4	10	DECEMBER

Numbers 28 & 29

28

Twenty eight

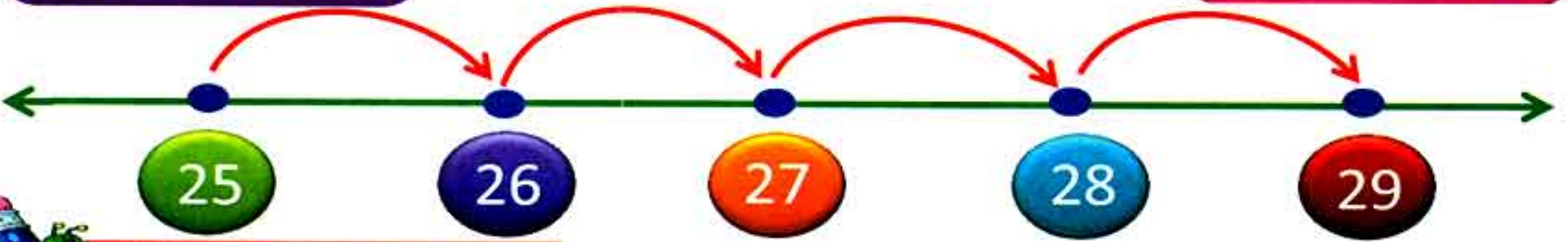



Trace and write:



29

Twenty nine

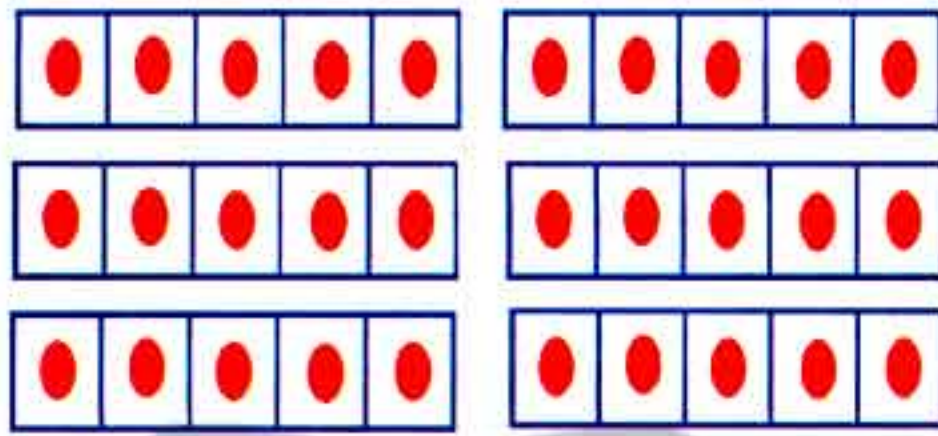


Trace and write:



Number 30

30
Thirty



Trace and write:

30 | 30 | 30 | 30 | 30



Activities

1) Write:

28				
Twenty eight				
29				
Twenty nine				
30				
Thirty				

2) Complete the missing numbers:

1	2			5	6
		9		11	
13			16		
19				23	24
	26			29	

3) Compare using ($>$, $<$ or $=$):

20 21

28 28



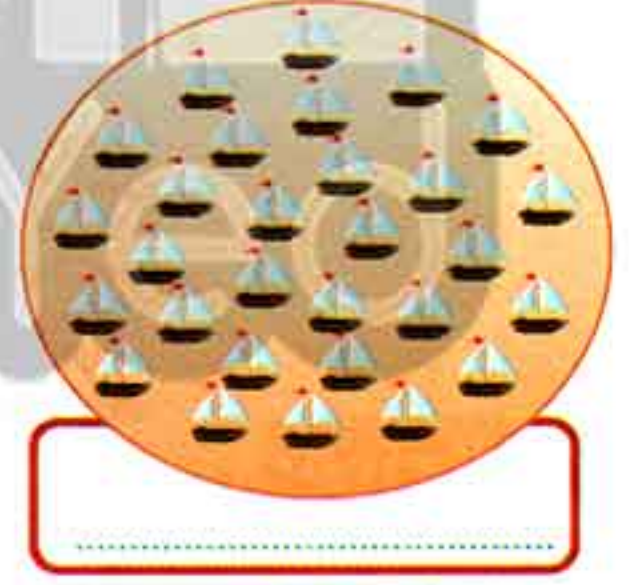

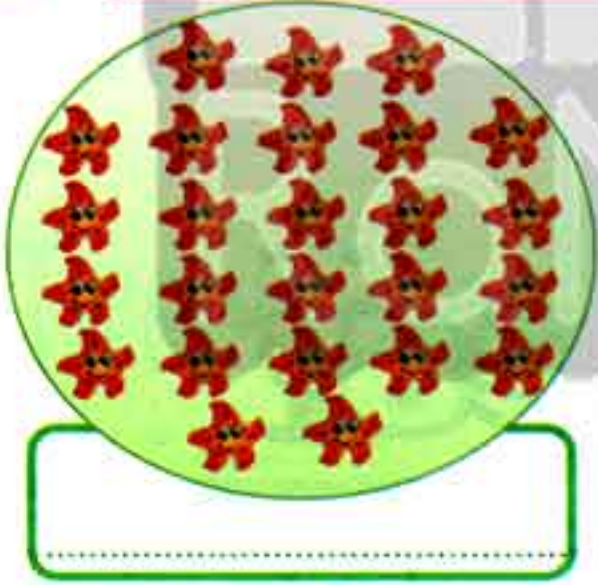
22 15

30 27

26 19

15 19


4) Count and write the numbers:



5) Match the similar shapes:



6) Circle the group of flowers which has the same color:




7) Match:





8) Complete as the given example:

Example:




$$2 + 3 = 5$$





$$\text{.....} + \text{.....} = \text{.....}$$

$$\text{.....} + \text{.....} = \text{.....}$$



$$\text{.....} + \text{.....} = \text{.....}$$

$$\text{.....} + \text{.....} = \text{.....}$$



$$\text{.....} + \text{.....} = \text{.....}$$

$$\text{.....} + \text{.....} = \text{.....}$$

9) Compare using ($>$, $<$ or $=$):

$4+2 \quad \square \quad 2+5$

$7+2 \quad \square \quad 2+7$

$5+5 \quad \square \quad 4+6$

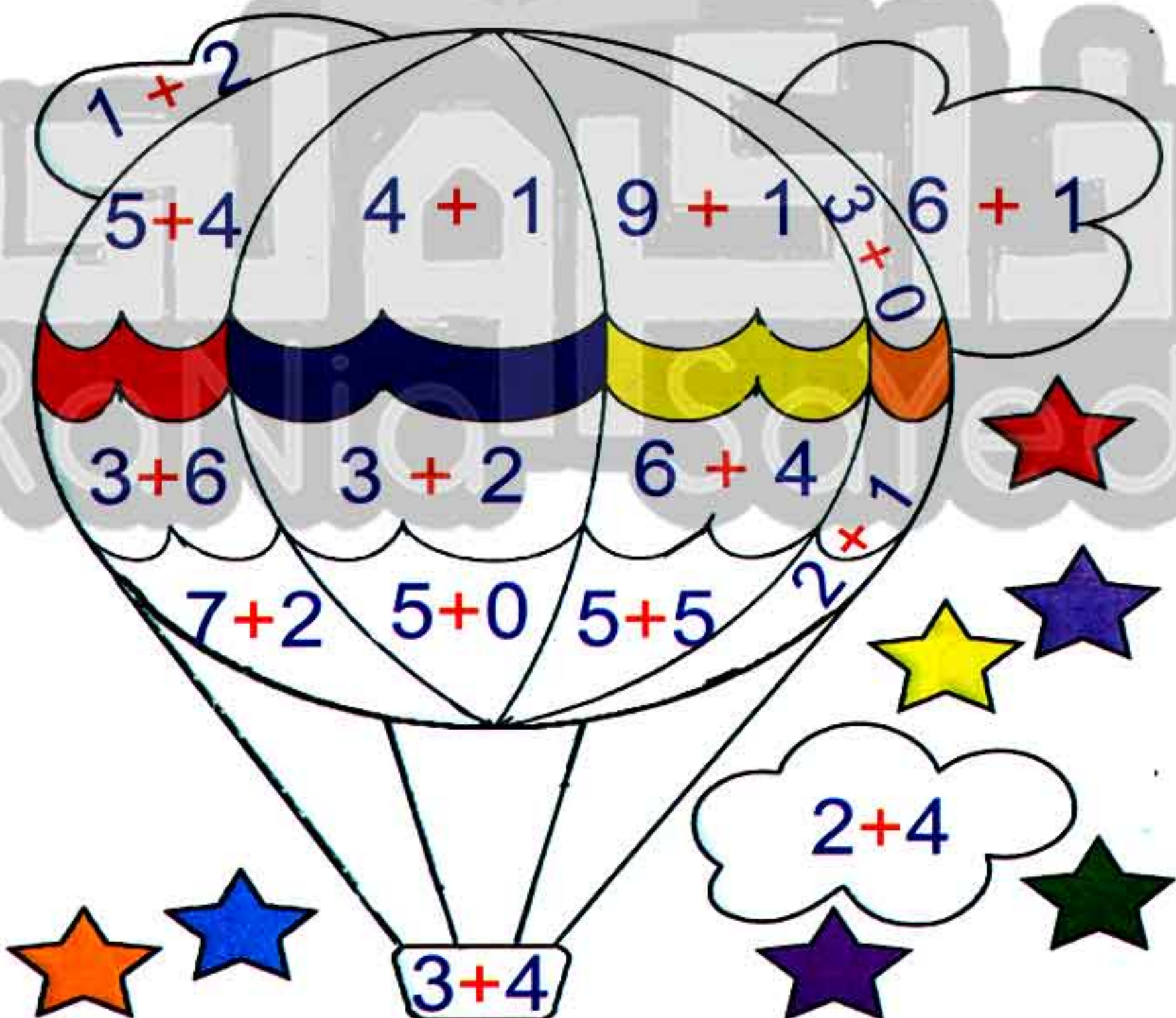
$3+6 \quad \square \quad 8+0$

$4+4 \quad \square \quad 3+3$

$2+6 \quad \square \quad 6+3$

10) Use these numbers and colors: (3) orange

(5) red (7) blue (9) green (10) yellow



Lessons
(37 - 40)

Numbers up to (30)

Outcomes

Students will:

- participate in Calendar Math activities.
- count by ones and tens to (30).
- read and write numbers from (0 - 30).
- classify objects by shape, size and color.
- apply the ten-frame structure as a way to represent quantities.
- add within (10) using pictures and objects.
- use addition within (10) to solve word problems.

Number chart

1	2	3	4	5	6	7	8	9	10
11	12	13	14	15	16	17	18	19	20
21	22	23	24	25	26	27	28	29	30
31	32	33	34	35	36	37	38	39	40
41	42	43	44	45	46	47	48	49	50
51	52	53	54	55	56	57	58	59	60
61	62	63	64	65	66	67	68	69	70
71	72	73	74	75	76	77	78	79	80
81	82	83	84	85	86	87	88	89	90
91	92	93	94	95	96	97	98	99	100

Calendar

November 2019						
Sat	Sun	Mon	Tue	Wed	Thu	Fri
						1
2	3	4	5	6	7	8
9	10	11	12	13	14	15
16	17	18	19	20	21	22
23	24	25	26	27	28	29
30						

day

month

year

Date of the day / /

Complete:

yesterday

today

tomorrow

Monday

Tuesday

146

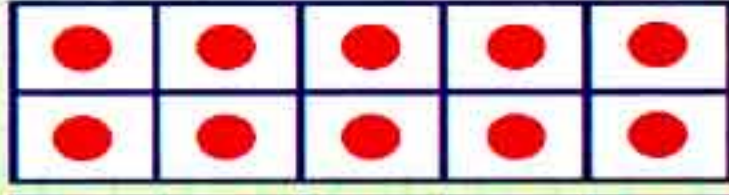
Chapter (5) Lessons (37 - 40)



هذا العمل حصري على موقع ذاكرولي التعليمي ويسمح بمشاركته فقط ولا يسمح بتداوله على أي مواقع أخرى للمزيد من أعمالنا الحصرية تفضل بزيارة موقعنا الإلكتروني من هنا <https://www.zakrooly.com>



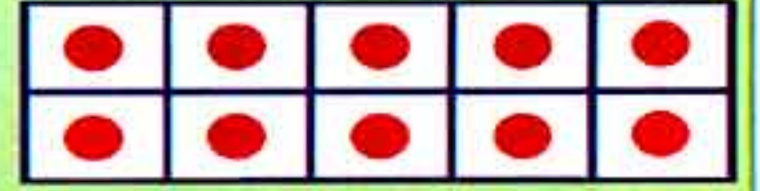
Count by tens to (30)



10



20



30



Activities

1) Count by tens up to 30:







2) Complete:

10	20	
----	----	--

10		30
----	--	----

	20	30
--	----	----

		30
--	--	----

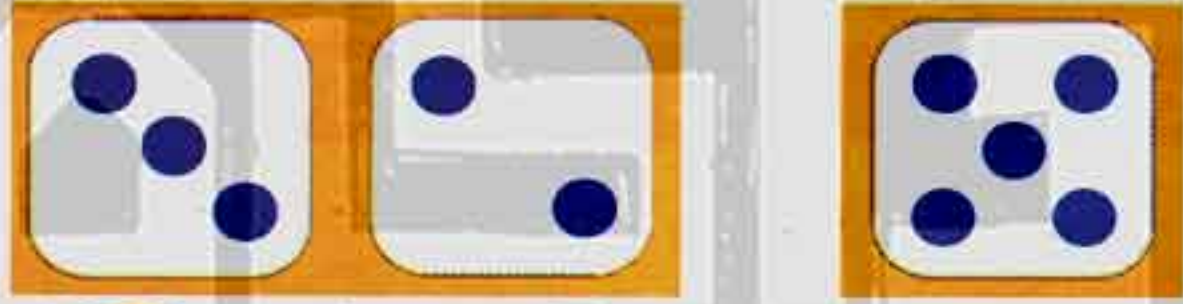
Notice



Activities

1) Complete as the given example:

Example:





$$3 + 2 = 5$$



$$4 + 3 = \square$$



$$\square + \square = \square$$



$$\square + \square = \square$$

$$\square + \square = \square$$

2) Add then match:

$5 + 2$

$5 + 3$

$6 + 4$

$5 + 4$

$7 + 1$

$4 + 3$

$6 + 3$

$5 + 5$

3) Real life problems:

- ◆ There are (9) birds in a tree. (4) of them flew away. How many birds are left in the tree?



$$\boxed{} - \boxed{} = \boxed{} \text{ birds}$$

- ◆ There are (8) leaves on a branch, (4) of them were blown away. How many leaves are left on the branch?



$$\boxed{} - \boxed{} = \boxed{} \text{ leaves}$$

- ◆ Noha had (9) balloons. She gave (8) to Mona. How many balloons are left with Mona?



$$\boxed{} - \boxed{} = \boxed{} \text{ balloons}$$

4) Add and match the correct answer:

$4+2$

4

7

$5+5$

$2+2$

6

$3+1$

5

10

$5+2$

$5+1$

8

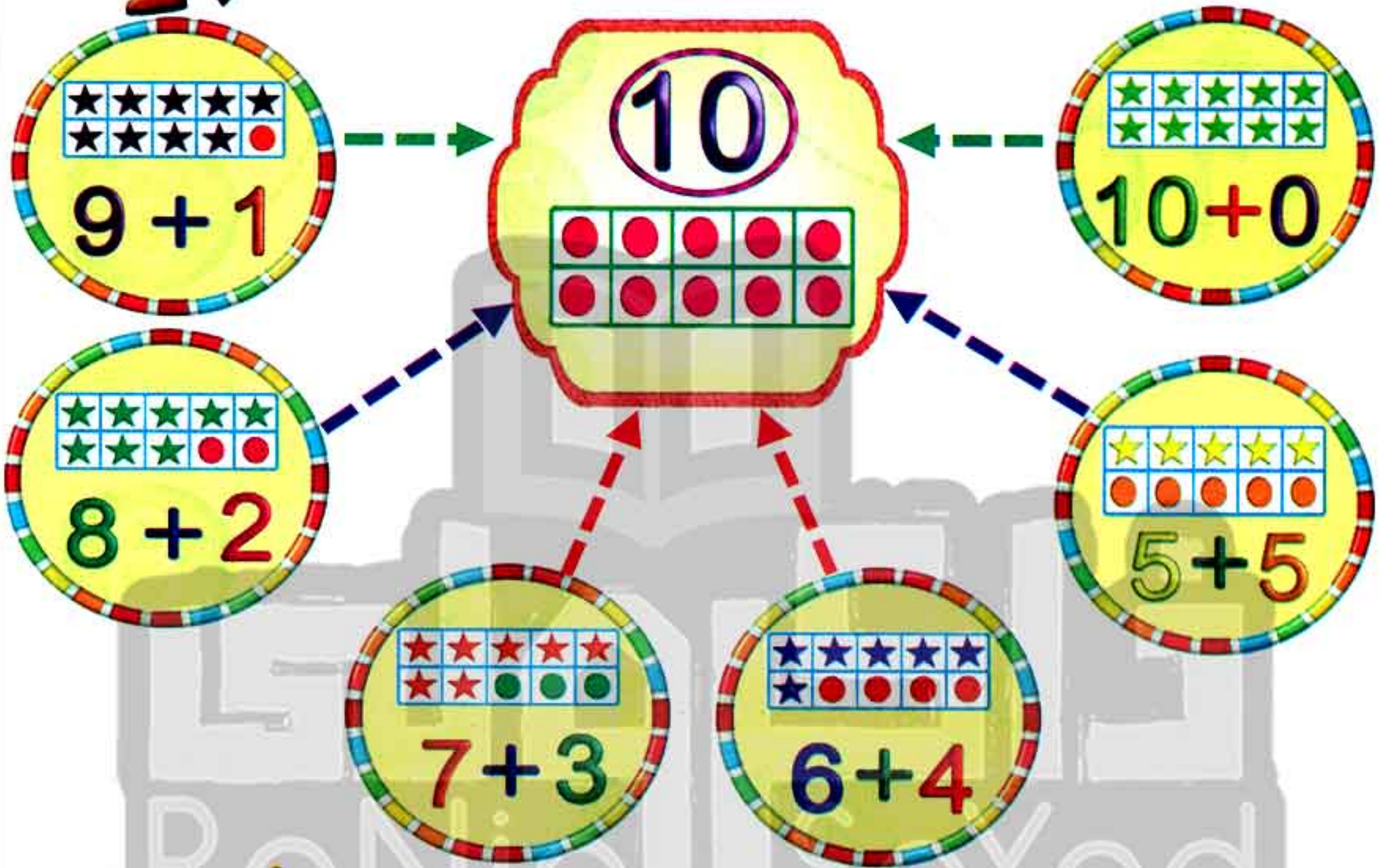
$3+2$

$6+2$

$4+6$



Components of number (10)



5) Put (✓) below each two numbers their sum is (10):

$3 + 1$

$6 + 3$

$7 + 3$

$9 + 0$


$10 + 0$

$6 + 4$

$5 + 5$





$7 + 4$

6) Match:



تفوقه في أي عمل عليه العلامة دي

7) Count and match to get (10):



8) Write the number that comes just after or just before the given numbers:

28	<input type="text"/>
----	----------------------

17	<input type="text"/>
----	----------------------

<input type="text"/>	23
----------------------	----

<input type="text"/>	15
----------------------	----

<input type="text"/>	30
----------------------	----

27	<input type="text"/>
----	----------------------

9) Match the equal sizes:



10) Match the items that have the same color:



CHAPTER 6



- | | |
|-------------------|---|
| Lessons (41 - 43) | Numbers from 31 to 35 |
| Lessons (44 - 46) | Numbers from 36 to 40 |
| Lessons (47- 48) | The relation between addition and subtraction |
| Lessons (49 - 50) | Addition fact families |



تفوقك في أي عمل عليه العلامة دي



هذا العمل حصري على موقع ذاكرولي التعليمي ويسمح بمشاركته فقط ولا يسمح بتداوله على أي مواقع أخرى للمزيد من أعمالنا الحصرية تفضل بزيارة موقعنا الإلكتروني من هنا <https://www.zakrooly.com>

Lessons
(41 - 43)

Numbers from (31) to (35)

Outcomes

Students will:

- participate in Calendar Math activities.
- count by one and tens up to (35).
- read and write numerals up to (35).
- demonstrate understanding of the relationship between numbers and quantities up to (35).
- apply the ten-frame structure as a way to represent quantities.
- subtract within 10 using items and drawings.

Number chart

1	2	3	4	5	6	7	8	9	10
11	12	13	14	15	16	17	18	19	20
21	22	23	24	25	26	27	28	29	30
31	32	33	34	35	36	37	38	39	40
41	42	43	44	45	46	47	48	49	50
51	52	53	54	55	56	57	58	59	60
61	62	63	64	65	66	67	68	69	70
71	72	73	74	75	76	77	78	79	80
81	82	83	84	85	86	87	88	89	90
91	92	93	94	95	96	97	98	99	100

Calendar

December 2019						
Sat	Sun	Mon	Tue	Wed	Thu	Fri
	1	2	3	4	5	6
7	8	9	10	11	12	13
14	15	16	17	18	19	20
21	22	23	24	25	26	27
28	29	30	31			


day month year
Date of the day / /

Answer (orally):

- 1) What are the months of the year?
- 2) What is the current month?
- 3) What are the days of the week?

تابع جديد زاكروولي على
فيسبوك
تويتر
وانس اب
تليجرام

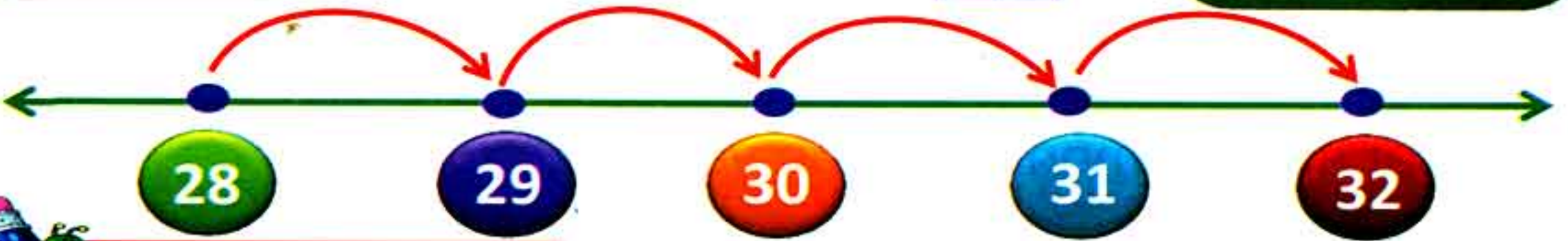
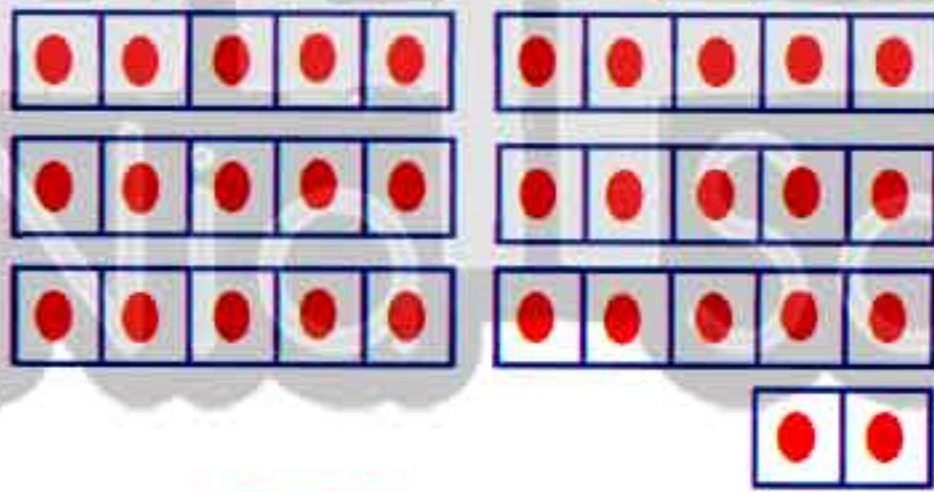
Number 31



Trace and write:



Number 32

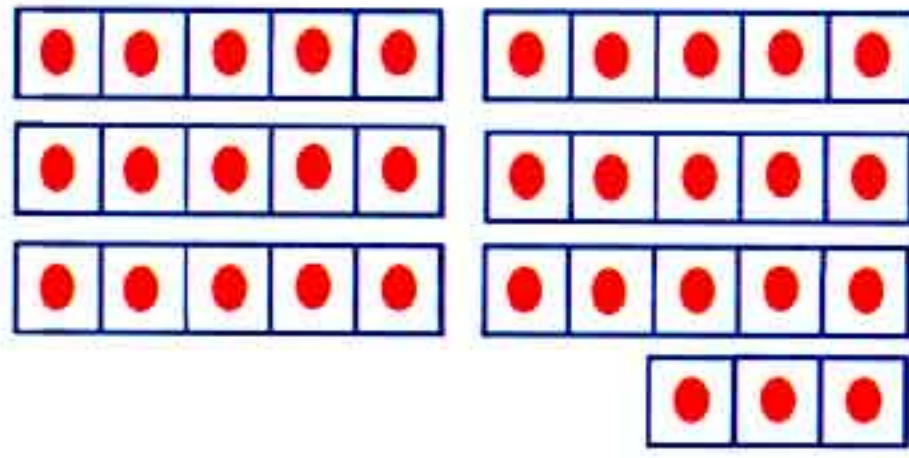


Trace and write:





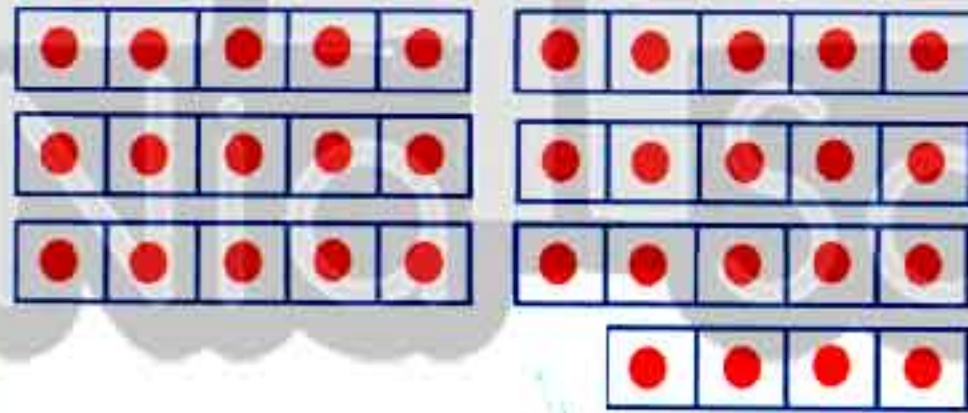
Number 33



Trace and write:



Number 34



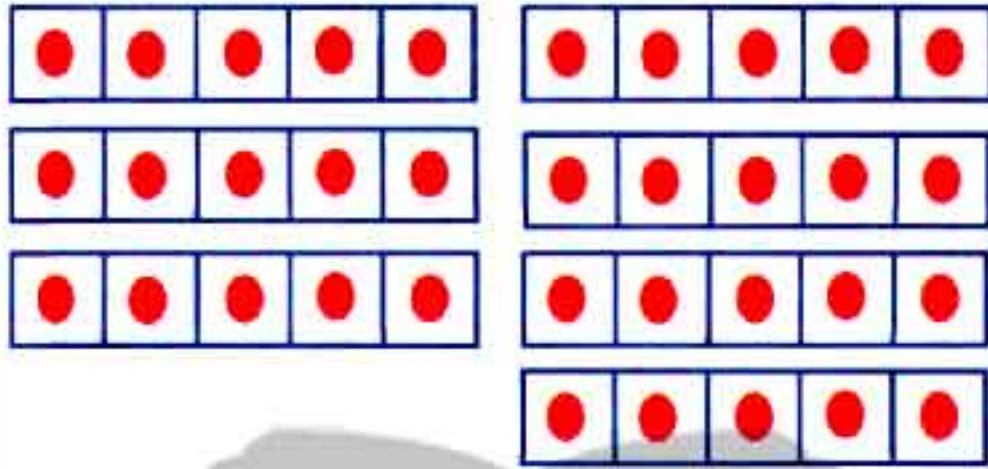
Trace and write:



Number 35



35
Thirty five



Trace and write:

35 | 35 | 35 | 35 | 35




Activities

1) Write:

31					
32					
33					
34					
35					

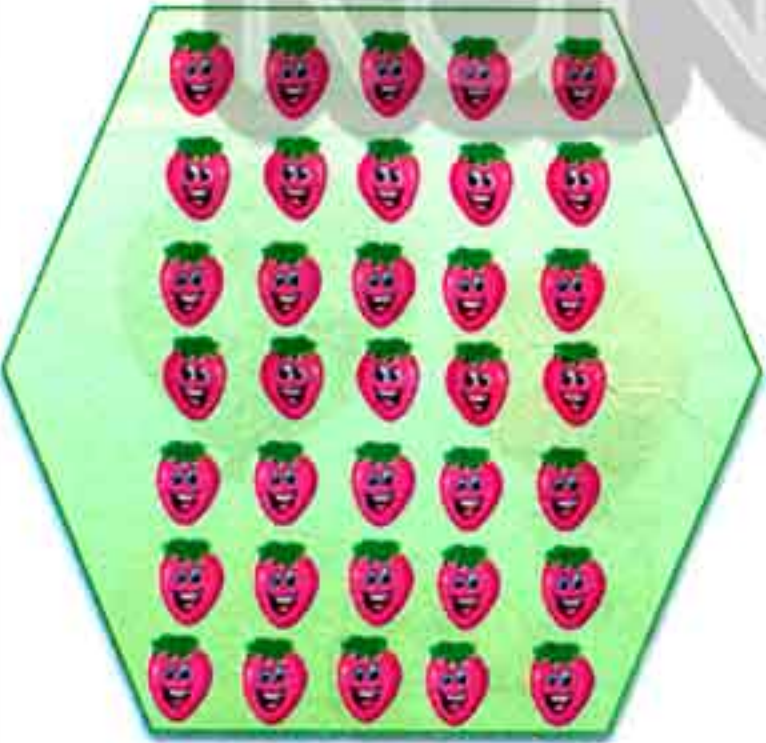
2) Complete:





3) Complete the missing numbers:



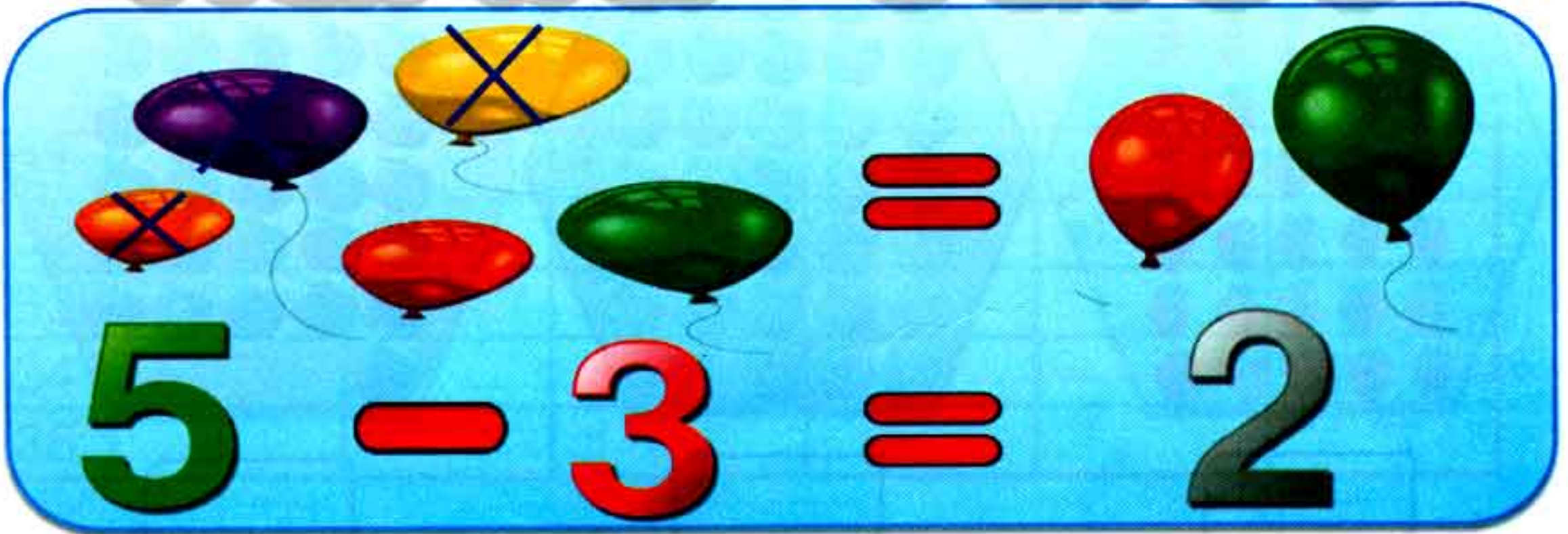
4) Count and write the number:







Subtracting within (10)





$$6 - 3 = 3$$



$$4 - 2 = 2$$



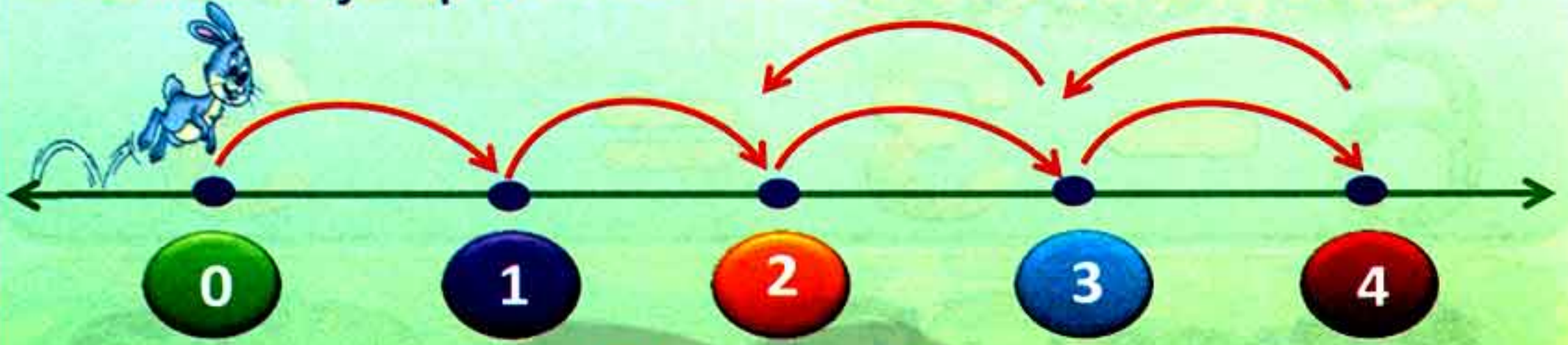
$$8 - 4 = 4$$



If you want to subtract a number from any group, you cancel this number from the group and write the left number.

1) Life problems:

1) A rabbit jumps **four** times on a number line. Then it returns to jump **2** times. Where is the rabbit now?



The rabbit now = $4 - 2 =$

2) 6 apples were on a tree, **three** of them fell down.
How many apples left on the tree?



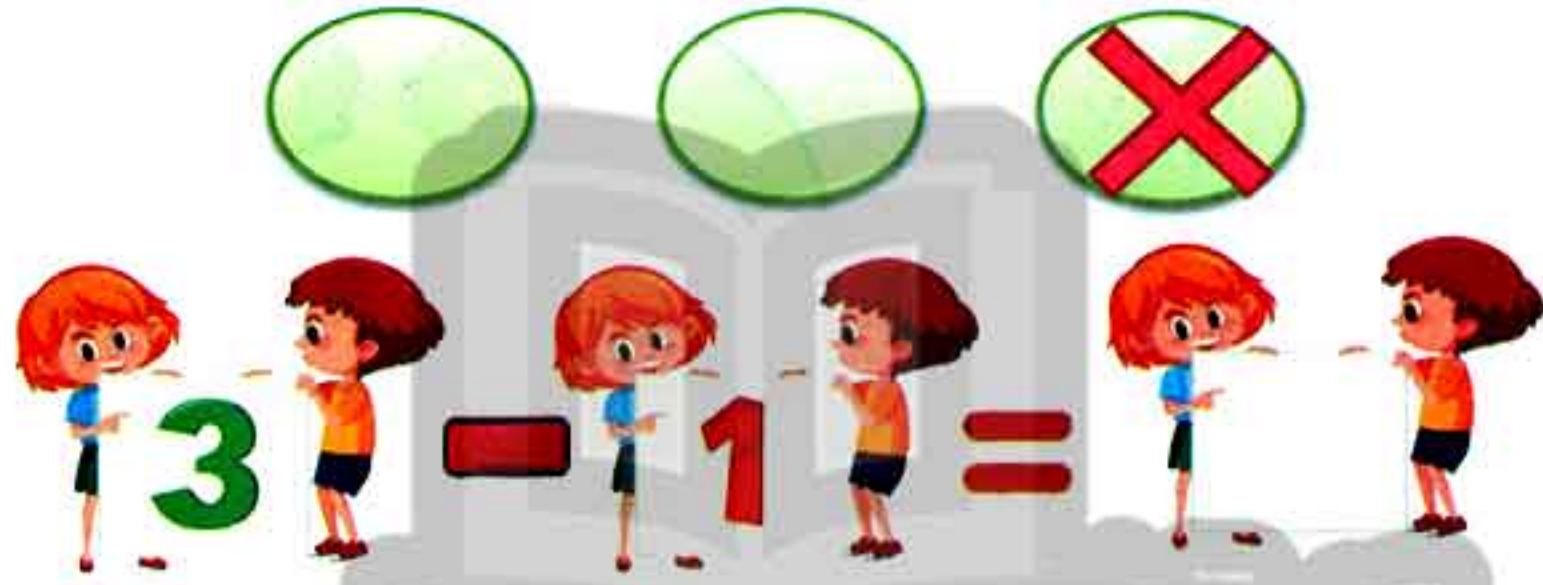

The left apples = $6 - 3 =$

3) The teacher raised **5** fingers. Then he hid **two** of them.
How many fingers did he still raised?





Number of the raised fingers = $5 - 2 =$

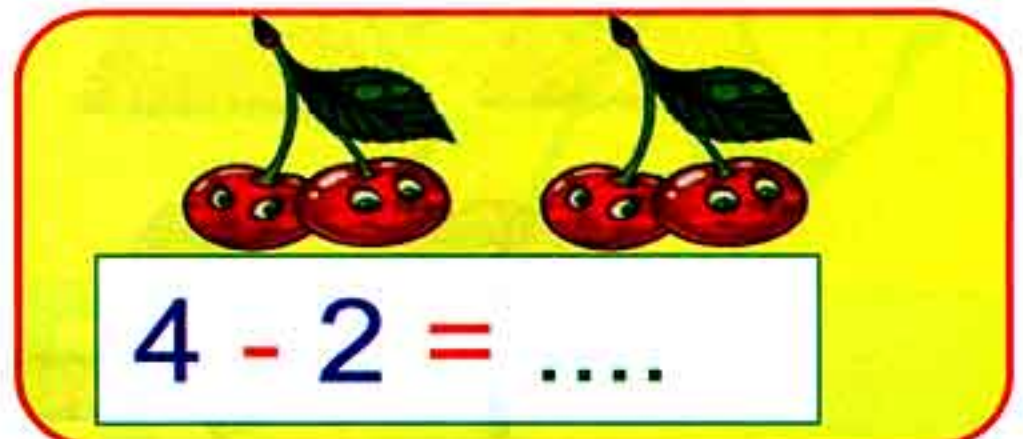
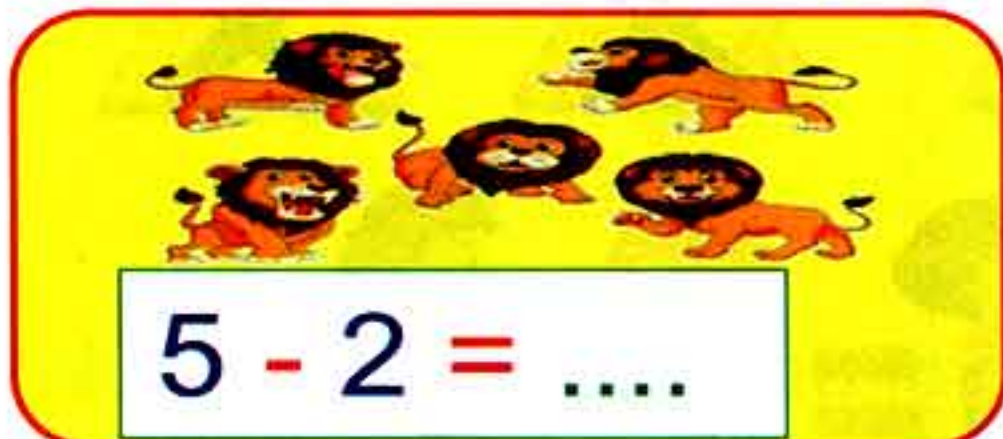
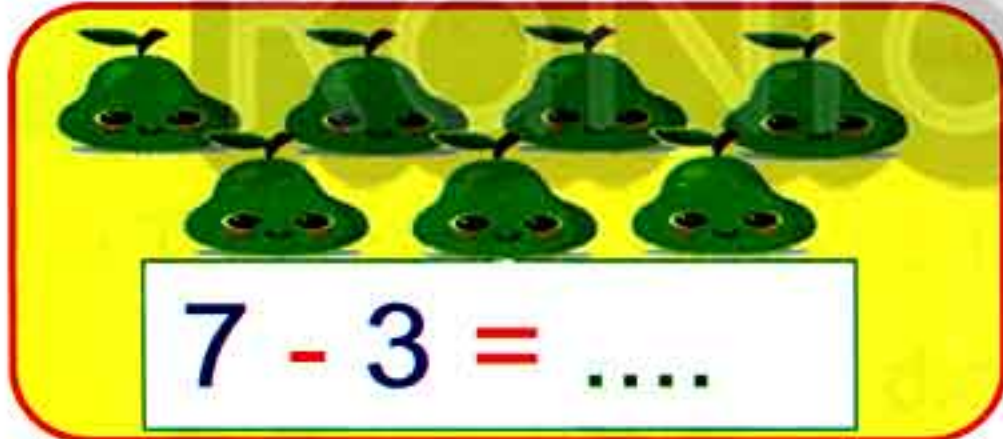
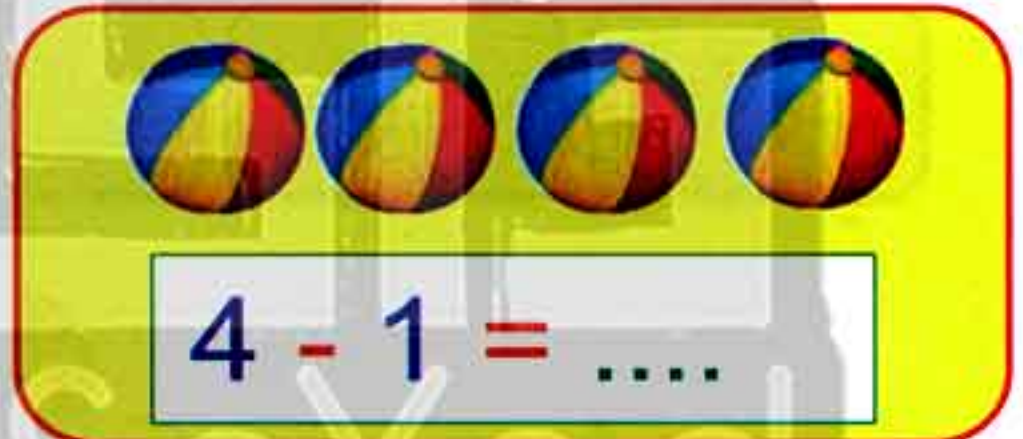
2) Complete as the given example:



3) Find the result:



4) Cross out to get the result as the example:



5) Subtract:

$$\begin{array}{r} 6 \\ - 2 \\ \hline \end{array}$$

$$\begin{array}{r} 5 \\ - 5 \\ \hline \end{array}$$

$$\begin{array}{r} 7 \\ - 4 \\ \hline \end{array}$$

$$\begin{array}{r} 6 \\ - 4 \\ \hline \end{array}$$

$$\begin{array}{r} 8 \\ - 3 \\ \hline \end{array}$$

$$\begin{array}{r} 9 \\ - 6 \\ \hline \end{array}$$

$$\begin{array}{r} 7 \\ - 2 \\ \hline \end{array}$$

$$\begin{array}{r} 8 \\ - 7 \\ \hline \end{array}$$

6) Compare using ($>$, $<$ or $=$):

$$34 \quad \square \quad 33$$

$$30 \quad \square \quad 30$$

$$32 \quad \square \quad 35$$

$$29 \quad \square \quad 35$$

$$27 \quad \square \quad 27$$

$$34 \quad \square \quad 31$$

$$31 \quad \square \quad 17$$

$$30 \quad \square \quad 13$$

7) Arrange in an ascending order:

34 33 35 31 32

8) Circle the correct result:

$6 - 2 = \dots$ (3, 4, 5)

$9 - 4 = \dots$ (3, 5, 8)

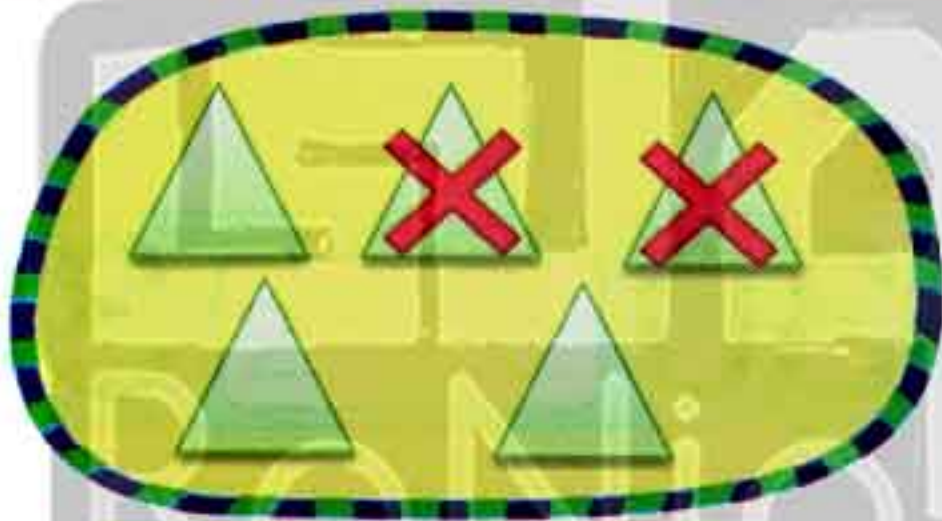
$7 - 4 = \dots$ (3, 4, 5)

$8 - 1 = \dots$ (7, 8, 9)

$9 - 2 = \dots$ (6, 7, 8)

$6 - 1 = \dots$ (4, 5, 6)

9) Draw, cross out, and get the correct answer:



$5 - 2 = 3$



$6 - 4 = \dots$



$4 - 1 = \dots$



$7 - 2 = \dots$

10) Life problems:

→ Hany took 9 pounds from his father. He spent 4 pounds.
How many pounds are left with him?

The left - =

→ Seven birds were in a tree. Four of them flew.
How many birds are left in the tree?

The left - =

→ Five cars entered a race. Two of them broke down.
How many cars are still in the race?

The left - =

Complete



Lessons
(44 - 46)

Numbers from (36) to (40)

Outcomes

Students will:

- participate in Calendar Maths activities.
- count by ones and tens up to (40).
- read and write numbers up to (40).
- demonstrate understanding of the relationship between numbers and quantities up to 39.
- apply the ten-frame structures as a way to represent quantities.
- apply strategies to find the difference between two numbers.

Number chart

1	2	3	4	5	6	7	8	9	10
11	12	13	14	15	16	17	18	19	20
21	22	23	24	25	26	27	28	29	30
31	32	33	34	35	36	37	38	39	40
41	42	43	44	45	46	47	48	49	50
51	52	53	54	55	56	57	58	59	60
61	62	63	64	65	66	67	68	69	70
71	72	73	74	75	76	77	78	79	80
81	82	83	84	85	86	87	88	89	90
91	92	93	94	95	96	97	98	99	100

Calendar

December 2019						
Sat	Sun	Mon	Tue	Wed	Thu	Fri
	1	2	3	4	5	6
7	8	9	10	11	12	13
14	15	16	17	18	19	20
21	22	23	24	25	26	27
28	29	30	31			

day

month

year

Date of the day / /

Answer (orally):

- What are the months of the year?
- What is the current month?
- What are the days of the week?

Complete:

- Today is Yesterday was
- Tomorrow will be

168

Chapter (6) Lessons (44 - 46)




هذا العمل حصري على موقع ذاكرولي التعليمي ويسمح بمشاركته فقط ولا يسمح بتداوله على أي مواقع أخرى للمزيد من أعمالنا الحصرية تفضل بزيارة موقعنا الإلكتروني من هنا <https://www.zakrooly.com>

Numbers 36 & 37

36

Thirty six

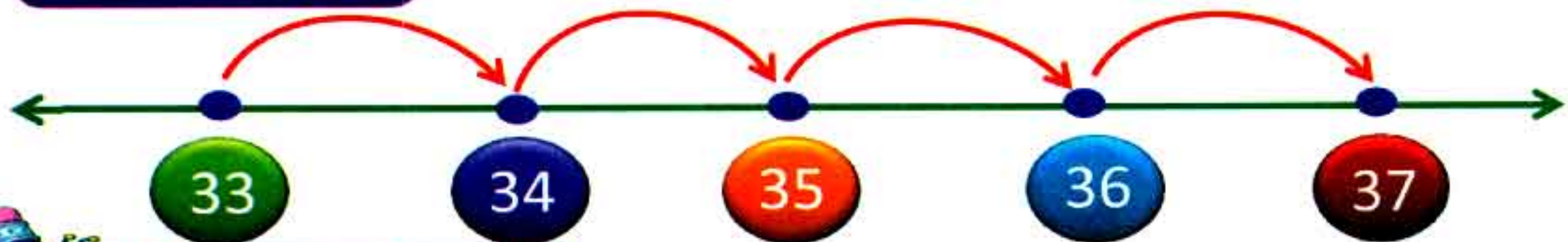



Trace and write:



37

Thirty seven





Trace and write:



Numbers 38 & 39

38

Thirty eight




Trace and write:




39

Thirty nine




Trace and write:



Number 40

40

Forty



Trace and write:




1) Write:

36				
37				
38				
39				
40				


2) Circle (10) items then write the remainder:













$$38 = 10 + 10 + 10 + 8$$


$$36 = 10 + 10 + 10 + 6$$

$$39 = 10 + 10 + 10 + 9$$


$$37 = 10 + 10 + 10 + 7$$

$$40 = 10 + 10 + 10 + 10$$

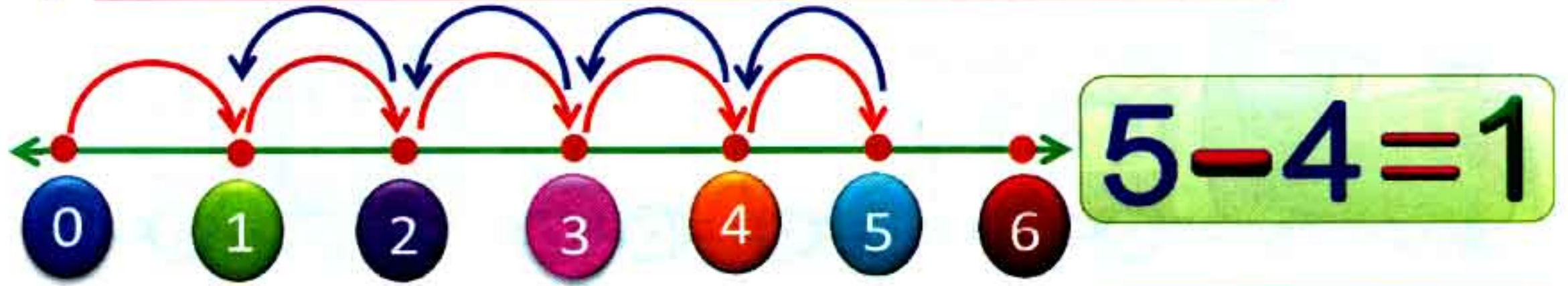
3) Complete the missing numbers:



4) Write numbers from (1) to (40):



5) Use the number line to get the difference:



6) Subtract:

$9 - 3 = \square$

$7 - 3 = \square$

$5 - 4 = \square$

$6 - 1 = \square$

$6 - 2 = \square$

$8 - 2 = \square$

$7 - 2 = \square$

$6 - 4 = \square$

7) Compare using ($>$, $<$ or $=$):

$39 \square 40$

$27 \square 27$

$38 \square 37$

$39 \square 35$

$30 \square 40$

$29 \square 40$

8) Match the result with the right number:

$7-3$

4

$3-2$

$5-2$

3

$9-5$

$9-8$

1

$7-5$

$6-4$

2

$6-3$

Lessons
(47 - 48)

The relationship between addition and subtraction

Outcomes

Students will:

- participate in Calendar Math activities.
- compare numbers (0 - 20) using symbols ($>$, $<$ and $=$).
- count by ones and tens to 40.
- read and write numbers from (0 - 40).
- apply strategies to solve addition and subtraction problems.

Number chart

1	2	3	4	5	6	7	8	9	10
11	12	13	14	15	16	17	18	19	20
21	22	23	24	25	26	27	28	29	30
31	32	33	34	35	36	37	38	39	40
41	42	43	44	45	46	47	48	49	50
51	52	53	54	55	56	57	58	59	60
61	62	63	64	65	66	67	68	69	70
71	72	73	74	75	76	77	78	79	80
81	82	83	84	85	86	87	88	89	90
91	92	93	94	95	96	97	98	99	100

Calendar


December 2019						
Sat	Sun	Mon	Tue	Wed	Thu	Fri
	1	2	3	4	5	6
7	8	9	10	11	12	13
14	15	16	17	18	19	20
21	22	23	24	25	26	27
28	29	30	31			


Date of the day / /

Complete:

- 1) The months of the year are
- 2) The current month is
- 3) The previous month is
- 4) The next month is
- 5) If today is Thursday, then yesterday was
and tomorrow will be

The relation between addition
and subtraction operations





Notice
the difference

The **subtraction operation** is the reverse of the **addition operation**. We can subtract any two numbers, using the **addition operation** of the same two numbers.

Other Examples

$$7 + 3 = 10$$

$$3 + 7 = 10$$

$$10 - 7 = 3$$

$$10 - 3 = 7$$

$$8 + 1 = 9$$

$$1 + 8 = 9$$

$$9 - 1 = 8$$

$$9 - 8 = 1$$

$$6 + 3 = 9$$

$$3 + 6 = 9$$

$$9 - 6 = 3$$

$$9 - 3 = 6$$

$$3 + 4 = 7$$

$$4 + 3 = 7$$

$$7 - 3 = 4$$

$$7 - 4 = 3$$





Activities

1) Complete as the example:

$$6 + 3 = 9$$

$$5 + 2 = 7$$

$$3 + 6 = \square$$

$$2 + 5 = \square$$

$$9 - 3 = \square$$

$$7 - 2 = \square$$

$$9 - 6 = \square$$

$$7 - 5 = \square$$

$$6 + 2 = 8$$

$$7 + 3 = 10$$

$$2 + 6 = \square$$

$$3 + 7 = \square$$

$$8 - 2 = \square$$

$$10 - 3 = \square$$

$$8 - 6 = \square$$

$$10 - 7 = \square$$

2) Life problems:

1) You have a basket containing 5 apples. If you took away two apples, how many apples are left?



The left =  -  = 




2) There were 6 birds in a tree. 2 flew.
How many birds are left?



The left =  -  = 

3) Hind drew 6 flowers. Then she deleted 3 of them.
How many flowers are left in the picture?



The left =  -  = 

- 4) Ahmed raised 5 fingers. Then he hid four of them.
How many fingers are still raised?



The left =  =  = 

- 3) Complete:

$9 + 1 = \square$

$5 + 2 = \square$

$4 + 3 = \square$

$7 - 5 = \square$

$9 - 3 = \square$

$9 - 2 = \square$

- 4) Complete using ($>$ or $<$ or $=$):

$4 + 5 \square 8 + 2$

$3 + 3 \square 2 + 4$

$6 + 4 \square 4 + 4$

$4 + 2 \square 8 + 1$

$8 + 1 \square 7 + 2$

$7 + 3 \square 3 + 2$

Lessons
(49 - 50)

Numbers of fact families

Outcomes

Students will:

- participate in Calendar Math activities.
- count by ones and tens to 40.
- read and write numbers from (0 - 40).
- represent quantities with a number up to 40.
- solve addition problems to create fact families.

Number chart

1	2	3	4	5	6	7	8	9	10
11	12	13	14	15	16	17	18	19	20
21	22	23	24	25	26	27	28	29	30
31	32	33	34	35	36	37	38	39	40
41	42	43	44	45	46	47	48	49	50
51	52	53	54	55	56	57	58	59	60
61	62	63	64	65	66	67	68	69	70
71	72	73	74	75	76	77	78	79	80
81	82	83	84	85	86	87	88	89	90
91	92	93	94	95	96	97	98	99	100

Calendar

December 2019						
Sat	Sun	Mon	Tue	Wed	Thu	Fri
	1	2	3	4	5	6
7	8	9	10	11	12	13
14	15	16	17	18	19	20
21	22	23	24	25	26	27
28	29	30	31			

Date of the day / /

Complete the table:

yesterday	Saturday	Friday	Thursday
today	Sunday	Tuesday
tomorrow	Monday	Thursday

Addition fact families

Family (1)



$$\begin{aligned} 1 + 0 &= 1 \\ 1 + 1 &= 2 \\ 1 + 2 &= 3 \\ 1 + 3 &= 4 \\ 1 + 4 &= 5 \\ 1 + 5 &= 6 \\ 1 + 6 &= 7 \\ 1 + 7 &= 8 \\ 1 + 8 &= 9 \\ 1 + 9 &= 10 \\ 1 + 10 &= 11 \end{aligned}$$

Family (2)



$$\begin{aligned} 2 + 0 &= 2 \\ 2 + 1 &= 3 \\ 2 + 2 &= 4 \\ 2 + 3 &= 5 \\ 2 + 4 &= 6 \\ 2 + 5 &= 7 \\ 2 + 6 &= 8 \\ 2 + 7 &= 9 \\ 2 + 8 &= 10 \\ 2 + 9 &= 11 \\ 2 + 10 &= 12 \end{aligned}$$

Family (3)



$$\begin{aligned} 3 + 0 &= 3 \\ 3 + 1 &= 4 \\ 3 + 2 &= 5 \\ 3 + 3 &= 6 \\ 3 + 4 &= 7 \\ 3 + 5 &= 8 \\ 3 + 6 &= 9 \\ 3 + 7 &= 10 \\ 3 + 8 &= 11 \\ 3 + 9 &= 12 \\ 3 + 10 &= 13 \end{aligned}$$

Family (4)



$$\begin{aligned} 4 + 0 &= 4 \\ 4 + 1 &= 5 \\ 4 + 2 &= 6 \\ 4 + 3 &= 7 \\ 4 + 4 &= 8 \\ 4 + 5 &= 9 \\ 4 + 6 &= 10 \\ 4 + 7 &= 11 \\ 4 + 8 &= 12 \\ 4 + 9 &= 13 \\ 4 + 10 &= 14 \end{aligned}$$

Family (5)



$$\begin{aligned} 5 + 0 &= 5 \\ 5 + 1 &= 6 \\ 5 + 2 &= 7 \\ 5 + 3 &= 8 \\ 5 + 4 &= 9 \\ 5 + 5 &= 10 \\ 5 + 6 &= 11 \\ 5 + 7 &= 12 \\ 5 + 8 &= 13 \\ 5 + 9 &= 14 \\ 5 + 10 &= 15 \end{aligned}$$

Family (6)



$$\begin{aligned} 6 + 0 &= 6 \\ 6 + 1 &= 7 \\ 6 + 2 &= 8 \\ 6 + 3 &= 9 \\ 6 + 4 &= 10 \\ 6 + 5 &= 11 \\ 6 + 6 &= 12 \\ 6 + 7 &= 13 \\ 6 + 8 &= 14 \\ 6 + 9 &= 15 \\ 6 + 10 &= 16 \end{aligned}$$

Family (7) 

$$\begin{aligned}
 7 + 0 &= 7 \\
 7 + 1 &= 8 \\
 7 + 2 &= 9 \\
 7 + 3 &= 10 \\
 7 + 4 &= 11 \\
 7 + 5 &= 12 \\
 7 + 6 &= 13 \\
 7 + 7 &= 14 \\
 7 + 8 &= 15 \\
 7 + 9 &= 16 \\
 7 + 10 &= 17
 \end{aligned}$$

Family (8) 

$$\begin{aligned}
 8 + 0 &= 8 \\
 8 + 1 &= 9 \\
 8 + 2 &= 10 \\
 8 + 3 &= 11 \\
 8 + 4 &= 12 \\
 8 + 5 &= 13 \\
 8 + 6 &= 14 \\
 8 + 7 &= 15 \\
 8 + 8 &= 16 \\
 8 + 9 &= 17 \\
 8 + 10 &= 18
 \end{aligned}$$

Family (9) 

$$\begin{aligned}
 9 + 0 &= 9 \\
 9 + 1 &= 10 \\
 9 + 2 &= 11 \\
 9 + 3 &= 12 \\
 9 + 4 &= 13 \\
 9 + 5 &= 14 \\
 9 + 6 &= 15 \\
 9 + 7 &= 16 \\
 9 + 8 &= 17 \\
 9 + 9 &= 18 \\
 9 + 10 &= 19
 \end{aligned}$$

Family (10) 

$$\begin{aligned}
 10 + 0 &= 10 \\
 10 + 1 &= 11 \\
 10 + 2 &= 12 \\
 10 + 3 &= 13 \\
 10 + 4 &= 14 \\
 10 + 5 &= 15 \\
 10 + 6 &= 16 \\
 10 + 7 &= 17 \\
 10 + 8 &= 18 \\
 10 + 9 &= 19 \\
 10 + 10 &= 20
 \end{aligned}$$



Activities

1) Use fact families and complete:

$3 + 8 = \square$

$8 + 5 = \square$

$9 + 5 = \square$

$7 + 6 = \square$

$10 + 5 = \square$

$7 + 9 = \square$

$7 + 6 = \square$

$6 + 7 = \square$

$7 + 4 = \square$

$10 + 3 = \square$

2) Match the equal results:

$4 + 1$

$5 + 5$

$9 + 4$

$3 + 2$

$7 + 3$

$10 + 3$

3) Count the objects and write the number in the **square**.
Adding how many more will make the number (10)?
Write that number in the **circle**



9

1



4) Answer using fact families:

1) Shady had 4 pens, then he bought another 6 pens. How many pens does he have?



Number of pens =  +  = 

2) Hind had 5 apples, Hoda had 2 apples, together they had apples.



Number of apples =  +  = 

3) There are 7 books on the chair. There are 4 books on the table. In all, there are books.



Number of books =  +  = 

CHAPTER

7



Lessons (51 - 52)

Counting up to 100

Lessons (53 - 54)

Telling time on an analog clock

Writing numbers from 41 to 49

Lessons (55 - 56)

Telling time on an analog clock

Writing numbers from 50 to 69

Lessons (57 - 60)

Subtraction fact families

Writing numbers from 70 to 100

Addition and subtraction within 20



نقومك في أي عمل عليه العلامة دي



هذا العمل حصري على موقع ذاكروللي التعليمي ويسمح بمشاركته فقط ولا يسمح بتداوله على أي مواقع أخرى للمزيد من أعمالنا الحصرية تفضل بزيارة موقعنا الإلكتروني من هنا <https://www.zakrooly.com>

Lessons
(51 - 52)

Counting up to (100)

Outcomes

Students will:

- participate in Calendar Maths.
- compare objects in a set to identify one that does not belong.
- analyze number patterns in the hundreds chart
- count by ones up to (100).
- apply strategies to add and subtract within (10).
- tell time to the hour on an analog clock.
- identify one object that doesn't belong to a set.

Number chart

1	2	3	4	5	6	7	8	9	10
11	12	13	14	15	16	17	18	19	20
21	22	23	24	25	26	27	28	29	30
31	32	33	34	35	36	37	38	39	40
41	42	43	44	45	46	47	48	49	50
51	52	53	54	55	56	57	58	59	60
61	62	63	64	65	66	67	68	69	70
71	72	73	74	75	76	77	78	79	80
81	82	83	84	85	86	87	88	89	90
91	92	93	94	95	96	97	98	99	100

Calendar

December 2019						
Sat	Sun	Mon	Tue	Wed	Thu	Fri
	1	2	3	4	5	6
7	8	9	10	11	12	13
14	15	16	17	18	19	20
21	22	23	24	25	26	27
28	29	30	31			

day

month

year

Date of the day / /



190

Chapter (7) Lessons (51 - 52)



هذا العمل حصري على موقع ذاكرولي التعليمي ويسمح بمشاركته فقط ولا يسمح بتداوله على أي مواقع أخرى للمزيد من أعمالنا الحصرية تفضل بزيارة موقعنا الإلكتروني من هنا <https://www.zakrooly.com>



Number Chart up to (100)







1	2	3	4	5	6	7	8	9	10
11	12	13	14	15	16	17	18	19	20
21	22	23	24	25	26	27	28	29	30
31	32	33	34	35	36	37	38	39	40
41	42	43	44	45	46	47	48	49	50
51	52	53	54	55	56	57	58	59	60
61	62	63	64	65	66	67	68	69	70
71	72	73	74	75	76	77	78	79	80
81	82	83	84	85	86	87	88	89	90
91	92	93	94	95	96	97	98	99	100

On the number chart up to **100**, try to discover many patterns.

Activities

1) Answer:

1	2	3	4	5	6	7	8	9	10
11	12	13	14	15	16	17	18	19	20
21	22	23	24	25	26	27	28	29	30
31	32	33	34	35	36	37	38	39	40
41	42	43	44	45	46	47	48	49	50
51	52	53	54	55	56	57	58	59	60
61	62	63	64	65	66	67	68	69	70
71	72	73	74	75	76	77	78	79	80
81	82	83	84	85	86	87	88	89	90
91	92	93	94	95	96	97	98	99	100

- Color all numbers that contain (5) in 
- Color all numbers that contain two similar digits in 
- Color all numbers that contain (0) in 
- Color all numbers that contain (1) in 

2) Complete:

 20	 21	 22	 23	 60			
 30	 31	 32	 33	 70			
 40				 80			
 50				 90			



Add & subtract within (10) using number chart

$$3 + 4$$

$$= 7$$

Start from number (3), move forward (4) steps, you will reach number (7).

1	2	3	4	5	6	7	8	9	10
11	12	13	14	15	16	17	18	19	20
21	22	23	24	25	26	27	28	29	30
31	32	33	34	35	36	37	38	39	40
41	42	43	44	45	46	47	48	49	50
51	52	53	54	55	56	57	58	59	60
61	62	63	64	65	66	67	68	69	70
71	72	73	74	75	76	77	78	79	80
81	82	83	84	85	86	87	88	89	90
91	92	93	94	95	96	97	98	99	100

$$10 - 2$$

$$= 8$$

Start from number (10), move back (2) steps, you will reach number (8).

2) Find the result using the number chart:

$$5 + 3 = \square$$

$$4 + 2 = \square$$

$$2 + 2 = \square$$

$$5 - 3 = \square$$

$$6 + 2 = \square$$

$$8 + 1 = \square$$

$$3 + 4 = \square$$

$$8 - 3 = \square$$

$$8 - 2 = \square$$

$$6 - 3 = \square$$

$$7 + 3 = \square$$

$$10 - 4 = \square$$

$$9 - 3 = \square$$

$$7 - 2 = \square$$

$$7 + 2 = \square$$

$$7 - 4 = \square$$

$$10 - 5 = \square$$

$$9 - 6 = \square$$

$$4 + 4 = \square$$

$$3 - 2 = \square$$



Telling the time



The short hand is the (hour hand)



The long hand is the (minute hand)

- The day has (24) hours.
- If it is in the morning, we say that 8 a.m.
- If it is in the evening, we say that 8 p.m.



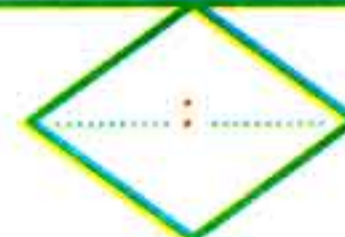
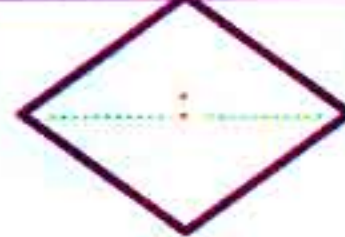
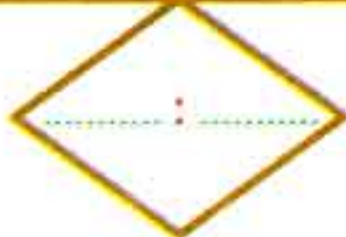
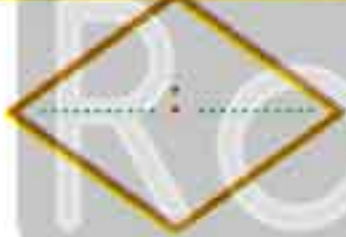
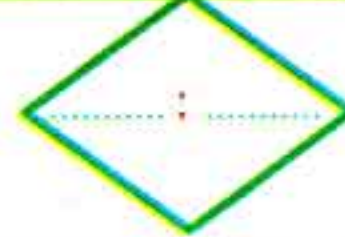
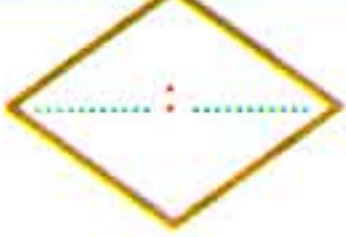
Digital Clock



Analog Clock

Activities

Write the time below each clock:





◆ Draw (×) on the picture that does not belong in each group as in the example:

Example				
1				
2				
3				
4				

Lessons
(53 - 54)

Writing numbers from (41) to (49)

Outcomes

Students will:

- participate in Calendar Maths activities.
- count by ones to (100).
- read and write numbers (40 - 49).
- apply strategies to add and subtract within (10).
- read and write time to the hour on an analog and digital clock.
- collect data to create a picture graph.
- answer questions about data in a picture graph.

Number chart

1	2	3	4	5	6	7	8	9	10
11	12	13	14	15	16	17	18	19	20
21	22	23	24	25	26	27	28	29	30
31	32	33	34	35	36	37	38	39	40
41	42	43	44	45	46	47	48	49	50
51	52	53	54	55	56	57	58	59	60
61	62	63	64	65	66	67	68	69	70
71	72	73	74	75	76	77	78	79	80
81	82	83	84	85	86	87	88	89	90
91	92	93	94	95	96	97	98	99	100

Calendar

December 2019						
Sat	Sun	Mon	Tue	Wed	Thu	Fri
	1	2	3	4	5	6
7	8	9	10	11	12	13
14	15	16	17	18	19	20
21	22	23	24	25	26	27
28	29	30	31			

day

month

year

Date of the day / /



**لا تنس الاشتراك في
قنوات ذاكرولي
على تطبيق التليجرام**



First Term

197



هذا العمل حصري على موقع ذاكرولي التعليمي ويسمح بمشاركته فقط ولا يسمح بتداوله على أي مواقع أخرى للمزيد من أعمالنا الحصرية تفضل بزيارة موقعنا الإلكتروني من هنا <https://www.zakrooly.com>



Numbers from (41) to (49)



41

42

43

44

45

46

47

48

49



Trace and write:

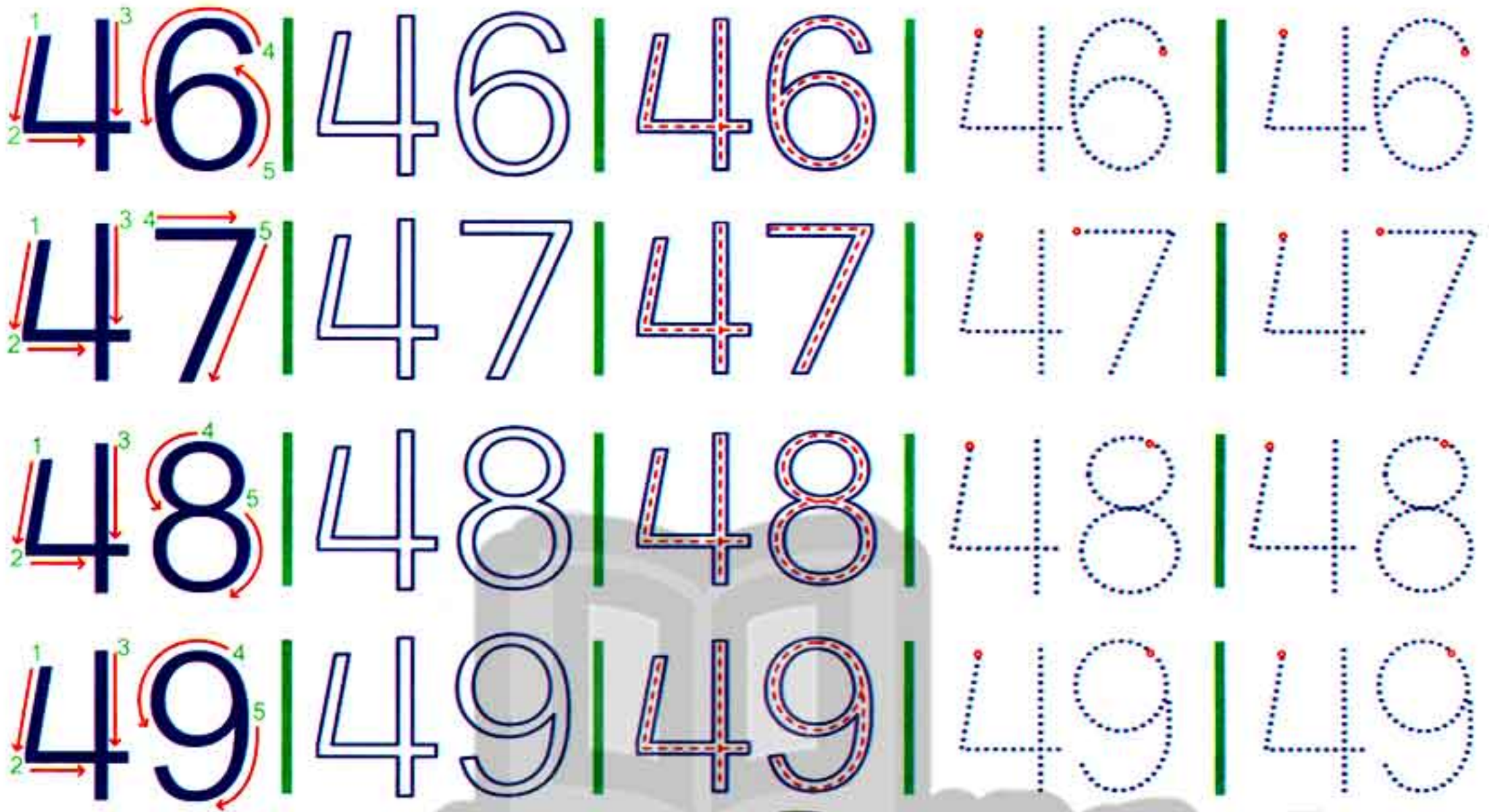
41 | 41 | 41 | 41 | 41 | 41

42 | 42 | 42 | 42 | 42 | 42

43 | 43 | 43 | 43 | 43 | 43

44 | 44 | 44 | 44 | 44 | 44

45 | 45 | 45 | 45 | 45 | 45



Write:

41				
42				
43				
44				
45				
46				
47				
48				
49				

The Clock

9 O'clock (Time to go to bed).

Look at the clock:

- ☞ There are (12) numbers.
- ☞ There are (2) hands showing the hours.
- ☞ The big hand shows the minutes.
- ☞ The small hand shows the hours.
- ☞ When the big hand is on (12), and the small hand is on (any number), we read the clock by the hours.



◆ **Look at the clock and tell the time:**


<input type="text"/>	<input type="text"/>	<input type="text"/>	<input type="text"/>
<input type="text"/>	<input type="text"/>	<input type="text"/>	<input type="text"/>

Digital Clock



Analog Clock



The time is  **10:00**

10 o'clock

Both clocks show the same time.

◆ Match the clocks that refer to the same time:

06:00

04:00

10:00



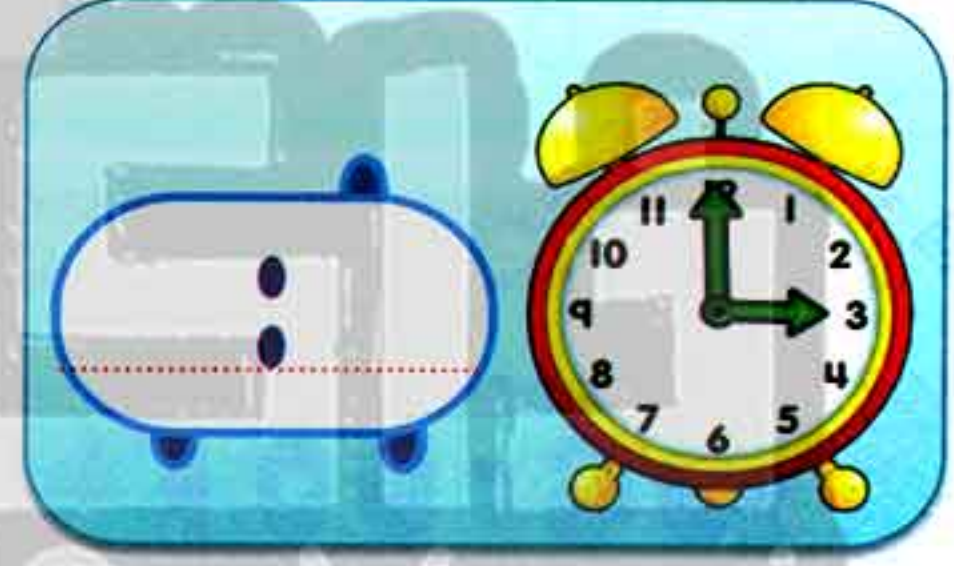

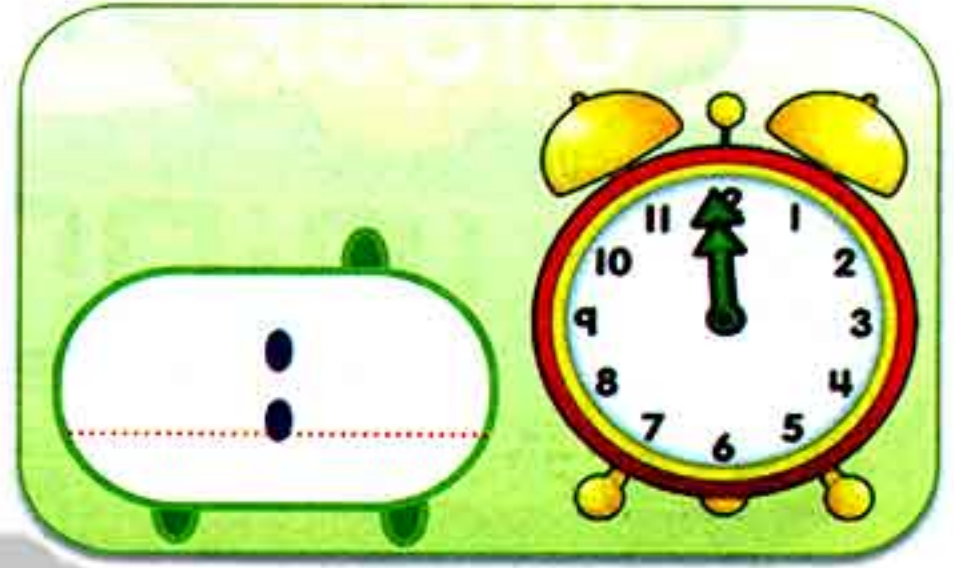
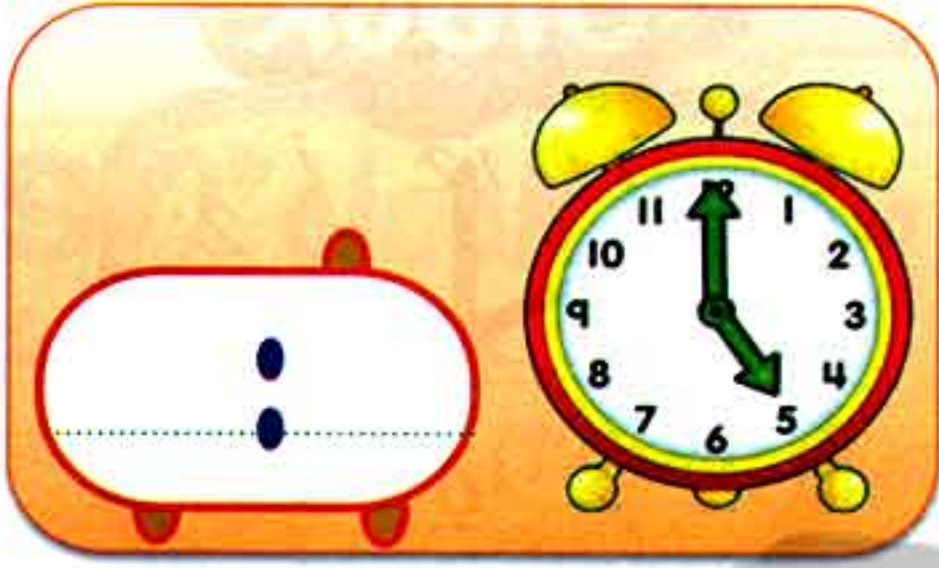
03:00



First Term

201

Write the digital clock:



تابع جديد زاكروولي على موقعنا
<https://www.zakrooly.com>

◆ Draw the clock hands to refer to the same time in the digital clock:



تابعنا على صفحتنا على الفيسبوك

www.facebook.com/ZakroolySite

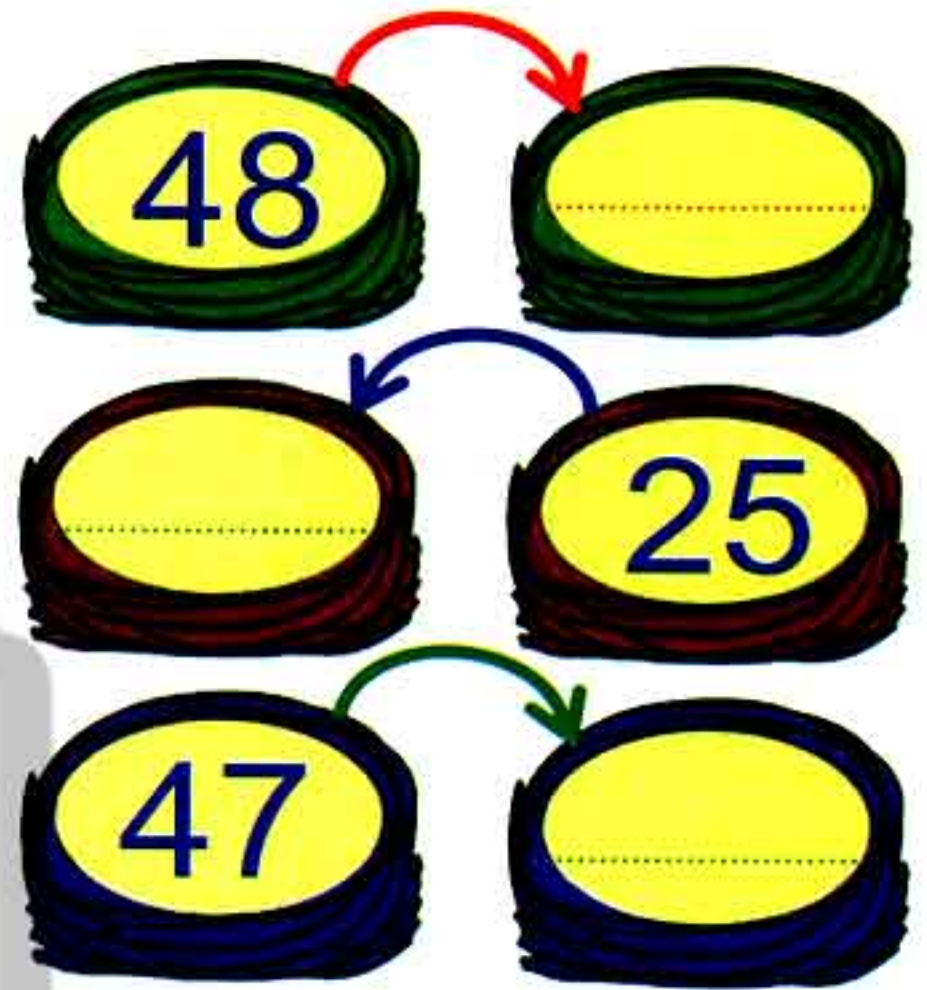
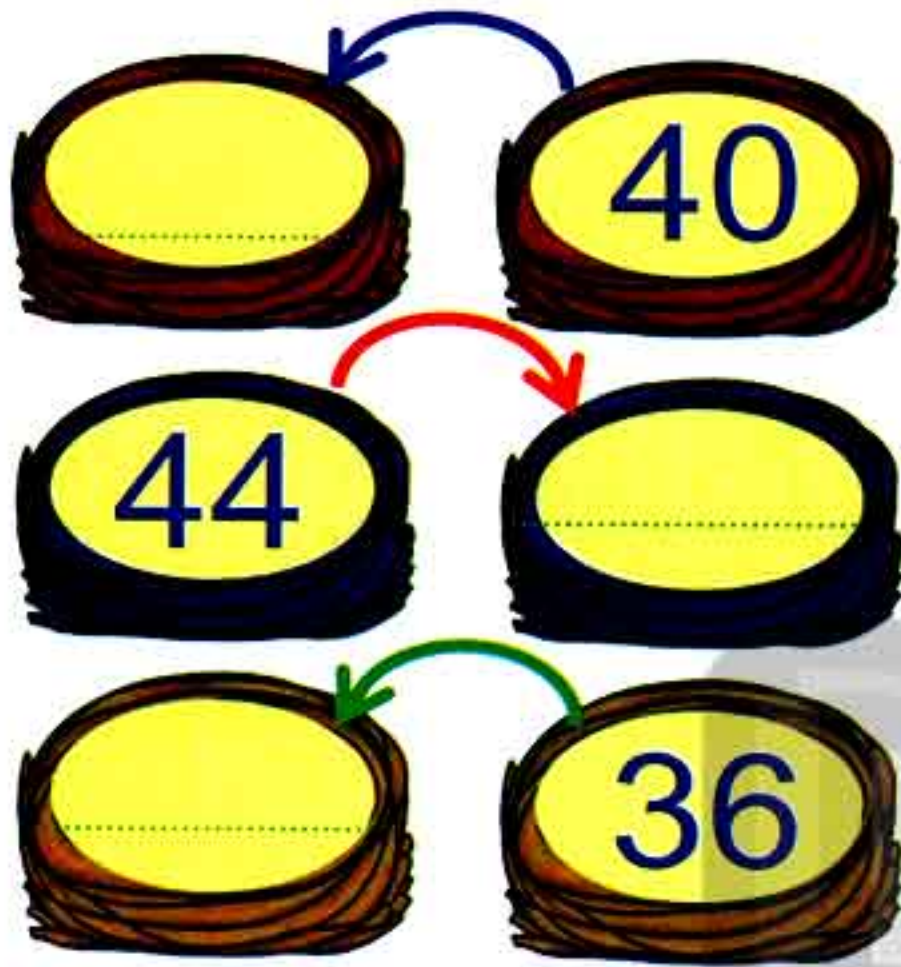
First Term

203



هذا العمل حصري على موقع ذاكرولي التعليمي ويسمح بمشاركته فقط ولا يسمح بتداوله على أي مواقع أخرى للمزيد من أعمالنا الحصرية تفضل بزيارة موقعنا الإلكتروني من هنا <https://www.zakrooly.com>

Write the number that comes just before or after:



Find the result using the number line:



$$8 - 6 = \boxed{}$$

$$5 + 3 = \boxed{}$$

$$4 + 2 = \boxed{}$$

$$5 - 3 = \boxed{}$$

$$7 + 3 = \boxed{}$$

$$8 + 6 = \boxed{}$$

$$6 + 2 = \boxed{}$$

$$9 - 3 = \boxed{}$$

$$7 + 2 = \boxed{}$$

$$7 - 2 = \boxed{}$$

Lessons
(55 - 56)

Numbers between (50 - 69)

Outcomes

Students will:

- participate in Calendar Math activities.
- count by ones and tens to (100).
- read and write numbers from (50) to (69).
- read and write the time to the hour on an analog and a digital clocks.
- apply the ten-frame structure as a way to represent quantities.
- solve subtraction problems to create fact families.
- answer questions about data in a bar graph.

Number chart

1	2	3	4	5	6	7	8	9	10
11	12	13	14	15	16	17	18	19	20
21	22	23	24	25	26	27	28	29	30
31	32	33	34	35	36	37	38	39	40
41	42	43	44	45	46	47	48	49	50
51	52	53	54	55	56	57	58	59	60
61	62	63	64	65	66	67	68	69	70
71	72	73	74	75	76	77	78	79	80
81	82	83	84	85	86	87	88	89	90
91	92	93	94	95	96	97	98	99	100

Calendar

January 2020						
Sat	Sun	Mon	Tue	Wed	Thu	Fri
				1	2	3
4	5	6	7	8	9	10
11	12	13	14	15	16	17
18	19	20	21	22	23	24
25	26	27	28	29	30	31

day

month

year

Date of the day / /



First Term

205



هذا العمل حصري على موقع ذاكرولي التعليمي ويسمح بمشاركته فقط ولا يسمح بتداوله على أي مواقع أخرى للمزيد من أعمالنا الحصرية تفضل بزيارة موقعنا الإلكتروني من هنا <https://www.zakrooly.com>



Numbers from (50) to (59)



50

51

52

53

54

55

56

57

58

59



Trace and write:

50 | 50 | 50 | 50 | 50

51 | 51 | 51 | 51 | 51

52 | 52 | 52 | 52 | 52

53 | 53 | 53 | 53 | 53

5 4 | 5 4 | 5 4 | 5 4 | 5 4

5 5 | 5 5 | 5 5 | 5 5

5 6 | 5 6 | 5 6 | 5 6

5 7 | 5 7 | 5 7 | 5 7

5 8 | 5 8 | 5 8 | 5 8

5 9 | 5 9 | 5 9 | 5 9

اكتب ذاكرولي في البحث وانضم لجروبات ذاكرولي
مع رياض الاطفال للصف الثالث الاعدادي



Numbers from (60) to (69)



60

61

62

63

64

65

66

67

68

69



Trace and write:

60 | 60 | 60 | 60 | 60

61 | 61 | 61 | 61 | 61

62 | 62 | 62 | 62 | 62

63 | 63 | 63 | 63 | 63

6 4 | 6 4 | 6 4 | 6 4 | 6 4

6 5 | 6 5 | 6 5 | 6 5 | 6 5

6 6 | 6 6 | 6 6 | 6 6 | 6 6

6 7 | 6 7 | 6 7 | 6 7 | 6 7

6 8 | 6 8 | 6 8 | 6 8 | 6 8

6 9 | 6 9 | 6 9 | 6 9 | 6 9

Subtraction fact families

Family (1)



$$1 - 0 = 1$$

$$1 - 1 = 0$$

Family (2)



$$2 - 0 = 2$$

$$2 - 1 = 1$$

$$2 - 2 = 0$$

Family (3)



$$3 - 0 = 3$$

$$3 - 1 = 2$$

$$3 - 2 = 1$$

$$3 - 3 = 0$$

تفوقه في أي عمل عليه العلامة دي

Family (4)



$$4 - 0 = 4$$

$$4 - 1 = 3$$

$$4 - 2 = 2$$

$$4 - 3 = 1$$

$$4 - 4 = 0$$

Family (5)



$$5 - 0 = 5$$

$$5 - 1 = 4$$

$$5 - 2 = 3$$

$$5 - 3 = 2$$

$$5 - 4 = 1$$

$$5 - 5 = 0$$

Family (6)



$$6 - 0 = 6$$

$$6 - 1 = 5$$

$$6 - 2 = 4$$

$$6 - 3 = 3$$

$$6 - 4 = 2$$

$$6 - 5 = 1$$

$$6 - 6 = 0$$

Family (7) 

$$7 - 0 = 7$$

$$7 - 1 = 6$$

$$7 - 2 = 5$$

$$7 - 3 = 4$$

$$7 - 4 = 3$$

$$7 - 5 = 2$$

$$7 - 6 = 1$$

$$7 - 7 = 0$$

Family (8) 

$$8 - 0 = 8$$

$$8 - 1 = 7$$

$$8 - 2 = 6$$

$$8 - 3 = 5$$

$$8 - 4 = 4$$

$$8 - 5 = 3$$

$$8 - 6 = 2$$

$$8 - 7 = 1$$

$$8 - 8 = 0$$

Family (9) 

$$9 - 0 = 9$$

$$9 - 1 = 8$$

$$9 - 2 = 7$$

$$9 - 3 = 6$$

$$9 - 4 = 5$$


$$9 - 5 = 4$$

$$9 - 6 = 3$$

$$9 - 7 = 2$$

$$9 - 8 = 1$$

$$9 - 9 = 0$$

Family (10) 

$$10 - 0 = 10$$

$$10 - 1 = 9$$

$$10 - 2 = 8$$

$$10 - 3 = 7$$

$$10 - 4 = 6$$

$$10 - 5 = 5$$

$$10 - 6 = 4$$

$$10 - 7 = 3$$

$$10 - 8 = 2$$

$$10 - 9 = 1$$

$$10 - 10 = 0$$



Activities

1) Subtract:

$8 - 3 = \square$

$9 - 6 = \square$

$6 - 2 = \square$

$10 - 4 = \square$

$5 - 4 = \square$

$9 - 7 = \square$

$7 - 6 = \square$

$12 - 5 = \square$

$8 - 5 = \square$

$8 - 2 = \square$

2) Put (+) or (-):

$4 \square 2 = 6$

$9 \square 3 = 6$

$5 \square 3 = 8$

$6 \square 2 = 8$

$8 \square 2 = 6$

$7 \square 5 = 2$

$6 \square 4 = 10$

$4 \square 4 = 0$

$10 \square 8 = 2$

$8 \square 6 = 2$

3) Life problems:

→ Sara had 7 pounds. She gave her sister 5 pounds.
How many pounds were left?

The left = - =

→ Samy bought 10 candies. He gave his friend Rami 5 of them. How many pieces were left?

The left = - =

4) Draw the hands of each clock and tell the time:

11 o'clock



4 o'clock



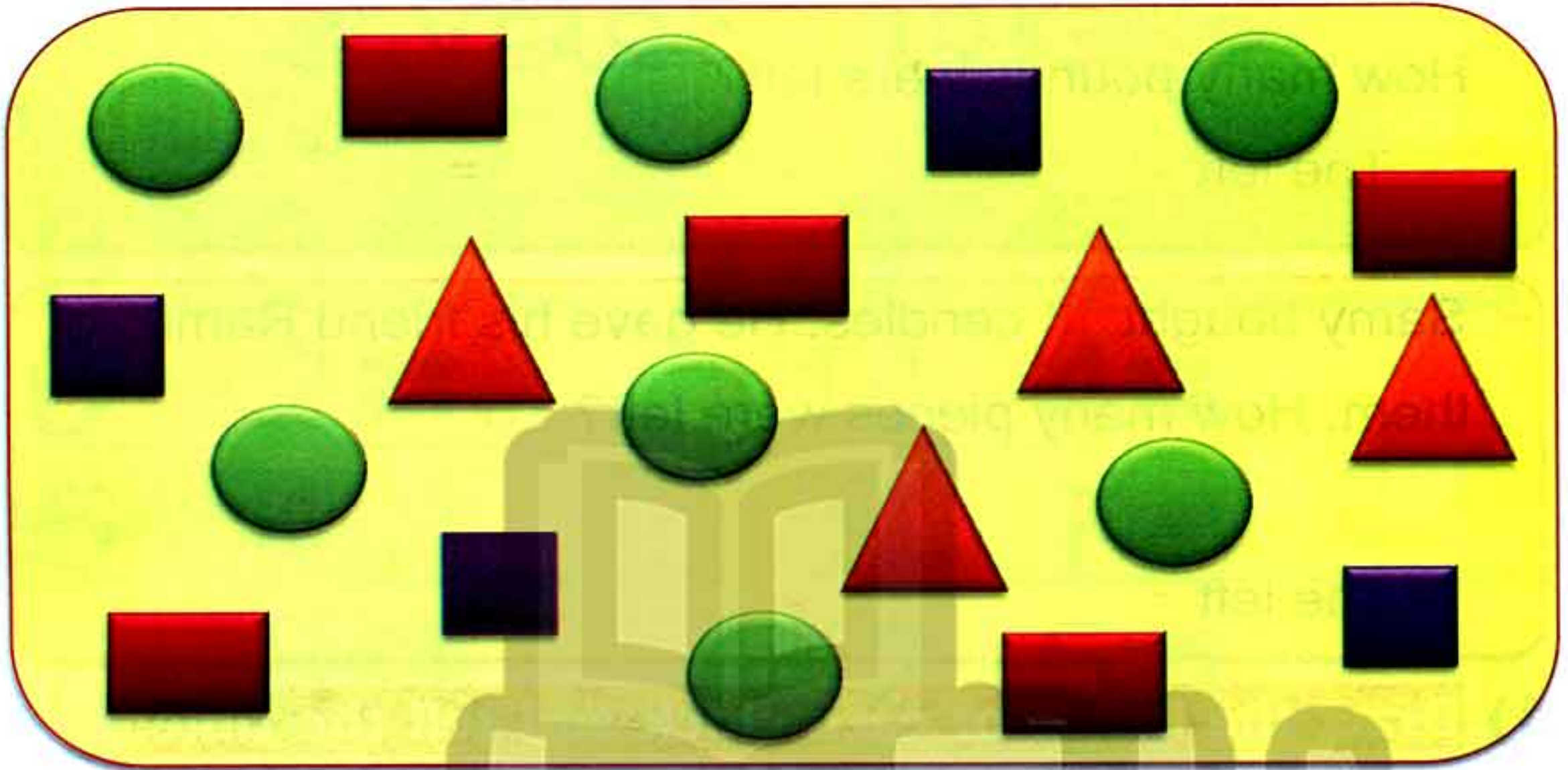
9 o'clock



7 o'clock




5) Look at the picture then complete:



1) Number of  =

2) Number of  =

3) Number of  =

4) Number of  =

Lessons
(57 - 60)

Writing numbers from (70) to (100)

Outcomes

Students will:

- participate in Calendar Math activities.
- count by ones and tens to (100).
- read and write numbers from (70) to (100).
- solve addition problems within (20).
- describe strategies for solving challenging addition problems.
- apply understanding of time to create a schedule.

Number chart

1	2	3	4	5	6	7	8	9	10
11	12	13	14	15	16	17	18	19	20
21	22	23	24	25	26	27	28	29	30
31	32	33	34	35	36	37	38	39	40
41	42	43	44	45	46	47	48	49	50
51	52	53	54	55	56	57	58	59	60
61	62	63	64	65	66	67	68	69	70
71	72	73	74	75	76	77	78	79	80
81	82	83	84	85	86	87	88	89	90
91	92	93	94	95	96	97	98	99	100

Calendar

January 2020						
Sat	Sun	Mon	Tue	Wed	Thu	Fri
				1	2	3
4	5	6	7	8	9	10
11	12	13	14	15	16	17
18	19	20	21	22	23	24
25	26	27	28	29	30	31

day month year

Date of the day / /



First Term

215



هذا العمل حصري على موقع ذاكرولي التعليمي ويسمح بمشاركته فقط ولا يسمح بتداوله على أي مواقع أخرى للمزيد من أعمالنا الحصرية تفضل بزيارة موقعنا الإلكتروني من هنا <https://www.zakrooly.com>



Numbers from (70) to (79)



70

71

72

73

74

75

76

77

78

79

Trace and write:

70 | 70 | 70 | 70 | 70

71 | 71 | 71 | 71 | 71

72 | 72 | 72 | 72 | 72

73 | 73 | 73 | 73 | 73





Numbers from (80) to (89)



80

81

82

83

84

85

86

87

88

89



Trace and write:

8 0 | 80 | 80 | 80 | 80 | 80

8 1 | 81 | 81 | 81 | 81

8 2 | 82 | 82 | 82 | 82

8 3 | 83 | 83 | 83 | 83

8 4 | 8 4 | 8 4 | 8 4 | 8 4

8 5 | 8 5 | 8 5 | 8 5 | 8 5

8 6 | 8 6 | 8 6 | 8 6 | 8 6

8 7 | 8 7 | 8 7 | 8 7 | 8 7

8 8 | 8 8 | 8 8 | 8 8 | 8 8

8 9 | 8 9 | 8 9 | 8 9 | 8 9



Numbers from (90) to (100)



90 91 92 93 94 95
96 97 98 99 100

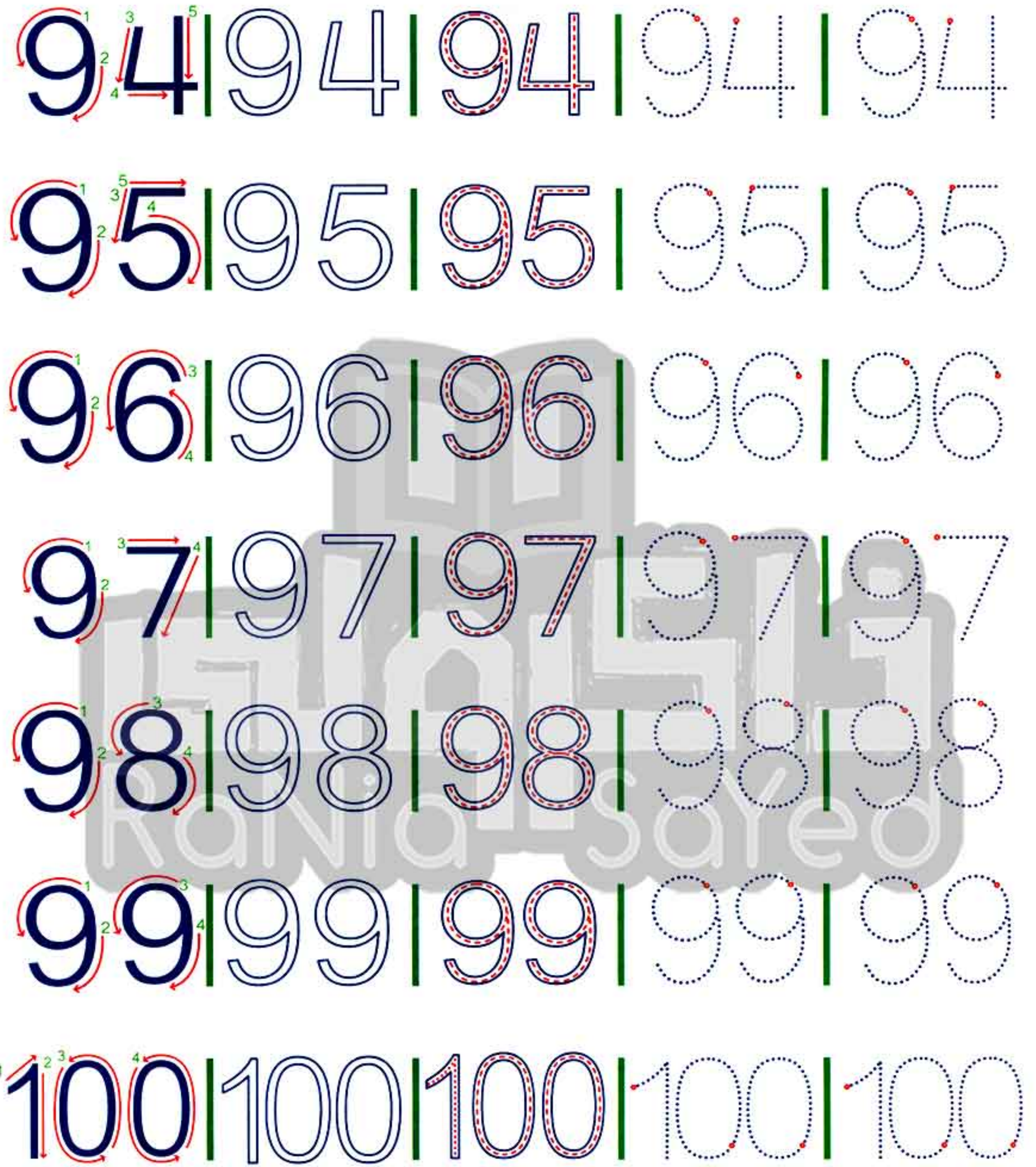
Trace and write:

9 0 | 9 0 | 9 0 | 9 0 | 9 0

9 1 | 9 1 | 9 1 | 9 1

9 2 | 9 2 | 9 2 | 9 2 | 9 2

9 3 | 9 3 | 9 3 | 9 3 | 9 3





1) Write:

70			86		
71			87		
72			88		
73			89		
74			90		
75			91		
76			92		
77			93		
78			94		
79			95		
80			96		
81			97		
82			98		
83			99		
84			100		
85					

اكتب ذاكرولي في البحث وانضم لجروبات ذاكرولي
مع رياض الاطفال للصف الثالث الاعدادي

2) Complete the missing number:

1	0	3	0	5	6	0	8	0	10
0	19	0	17	0	0	0	13	12	0
21	0	0	24	0	0	0	0	29	0
0	0	38	0	0	35	0	0	0	31
0	42	0	0	0	46	0	0	49	50
60	0	0	57	0	0	0	53	0	0
61	0	63	0	65	66	0	68	0	70
0	79	0	0	0	75	0	0	72	0
0	0	83	0	0	0	87	0	0	0
100	0	0	97	0	0	94	0	0	91



Add & subtract within (20) using number chart

$$12 + 3$$

$$= 15$$

Start from number (12), move forward (3) steps and you will reach number (15).

1	2	3	4	5	6	7	8	9	10
11	12	13	14	15	16	17	18	19	20
21	22	23	24	25	26	27	28	29	30
31	32	33	34	35	36	37	38	39	40
41	42	43	44	45	46	47	48	49	50
51	52	53	54	55	56	57	58	59	60
61	62	63	64	65	66	67	68	69	70
71	72	73	74	75	76	77	78	79	80
81	82	83	84	85	86	87	88	89	90
91	92	93	94	95	96	97	98	99	100

$$20 - 4$$

$$= 16$$

Start from number (20), move back (4) steps, and you will reach number (16).

1) Find the result using the number chart:

$$12 + 5 = \square$$

$$18 - 8 = \square$$

$$13 + 7 = \square$$

$$19 - 3 = \square$$

$$11 + 6 = \square$$

$$17 - 8 = \square$$

$$13 + 5 = \square$$

$$20 - 4 = \square$$

$$15 + 4 = \square$$

$$13 - 7 = \square$$

2) Match the result to the right number:

$8 + 1$

17

$10 - 1$

$10 + 7$

9

$20 - 3$

$10 - 6$

5

$9 - 5$

$15 - 10$

4

$10 - 5$

$10 + 9$

3

$20 - 1$

$8 - 5$

19

$13 - 10$

$5 + 3$

11

$18 - 10$

$9 + 2$

8

$13 - 2$

تابع جديد زاكروولي على موقعنا
<https://www.zakrooly.com>

First Term

225



هذا العمل حصري على موقع ذاكرولي التعليمي ويسمح بمشاركته فقط ولا يسمح بتداوله على أي مواقع أخرى
 للمزيد من أعمالنا الحصرية تفضل بزيارة موقعنا الإلكتروني من هنا <https://www.zakrooly.com>

3) Match the pictures to the suitable time:





Final Revision



تابع جديد زاكروولي على موقعنا
<https://www.zakrooly.com>



هذا العمل حصري على موقع ذاكروولي التعليمي ويسمح بمشاركته فقط ولا يسمح بتداوله على أي مواقع أخرى
للمزيد من أعمالنا الحصرية تفضل بزيارة موقعنا الإلكتروني من هنا <https://www.zakrooly.com>



Final Revision






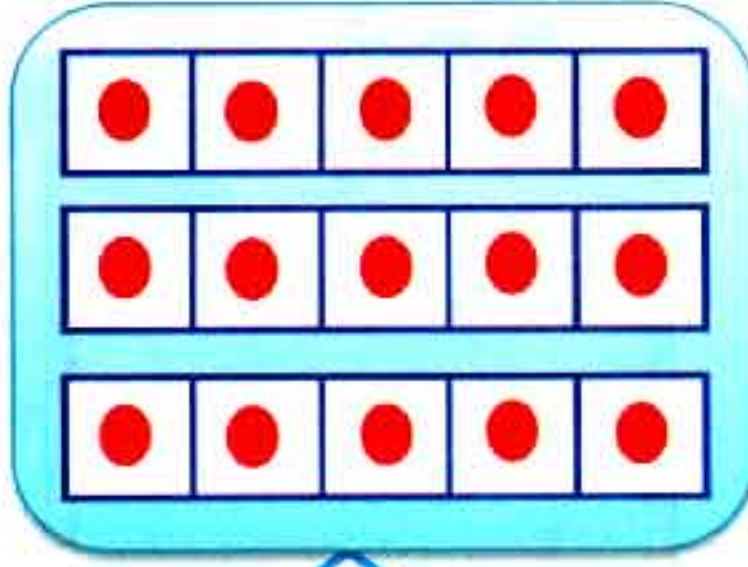
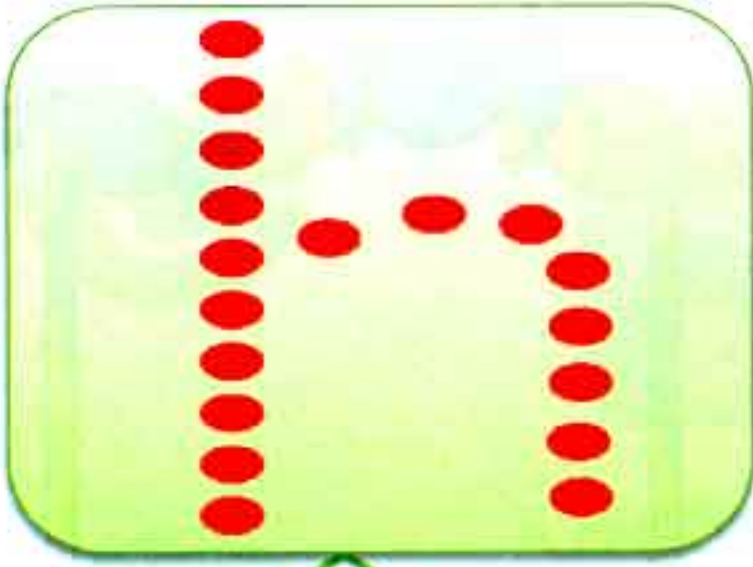


1) Count and write:

Dominoes

.....
.....
.....
.....
.....
.....
.....

2) Count and write:



تابعنا على صفحتنا على الفيسبوك

www.facebook.com/ZakroolySite


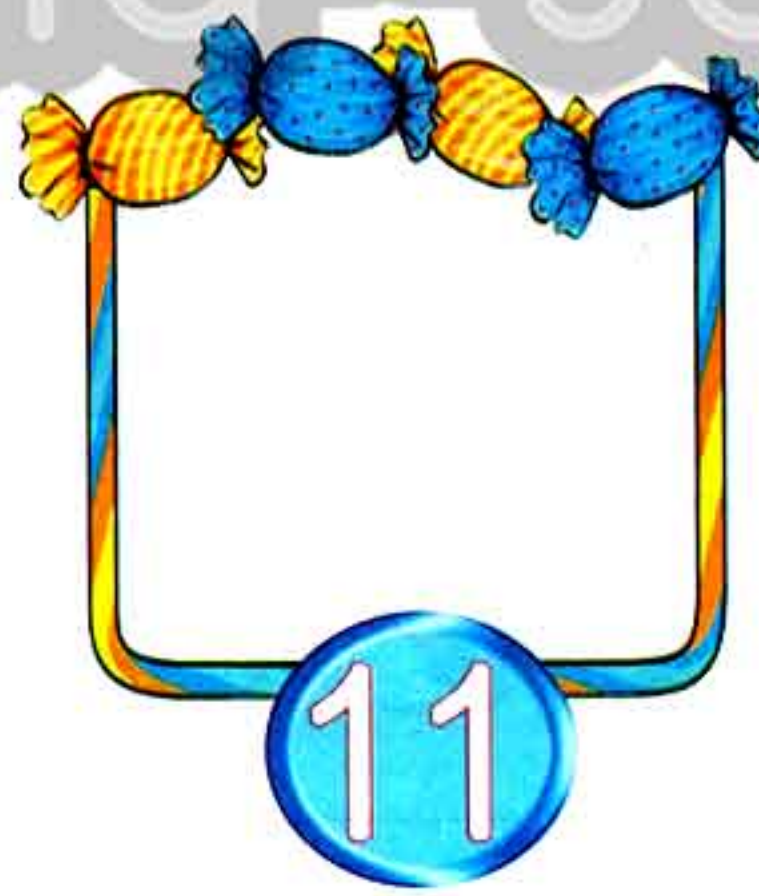


First Term

229



هذا العمل حصري على موقع ذاكرولي التعليمي ويسمح بمشاركته فقط ولا يسمح بتداوله على أي مواقع أخرى
للمزيد من أعمالنا الحصرية تفضل بزيارة موقعنا الإلكتروني من هنا <https://www.zakrooly.com>

2) Draw ★ according to the number below:



230

Final Revision



هذا العمل حصري على موقع ذاكرولى التعليمي ويسمح بمشاركته فقط ولا يسمح بتداوله على أي مواقع أخرى للمزيد من أعمالنا الحصرية تفضل بزيارة موقعنا الإلكتروني من هنا <https://www.zakrooly.com>


3) Count and match as the example:

6



Twenty seven

7



seven

27



Nineteen

35




six

19



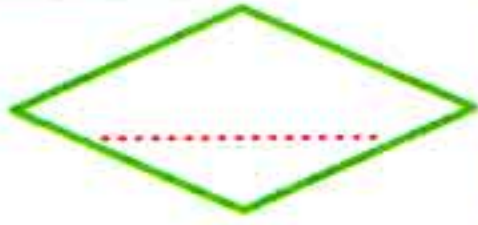
Nine

9

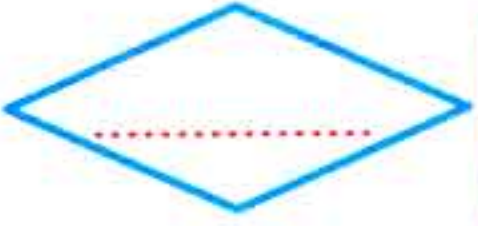


Thirty five

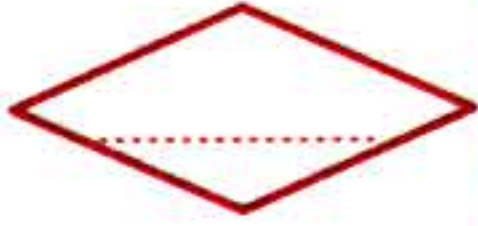
4) Write in digits:




Eighty seven



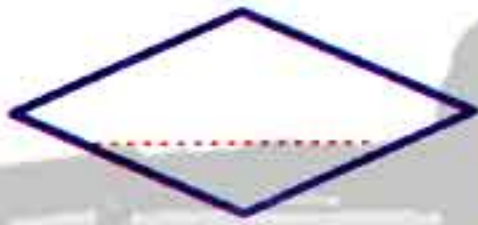
Thirty eight



Nineteen



Seventy four



Sixty one

5) Write in words:

61


87

43

18

93

6) Color according to the number below:



16



18



19



15




30




23



13



10




8


First Term

233

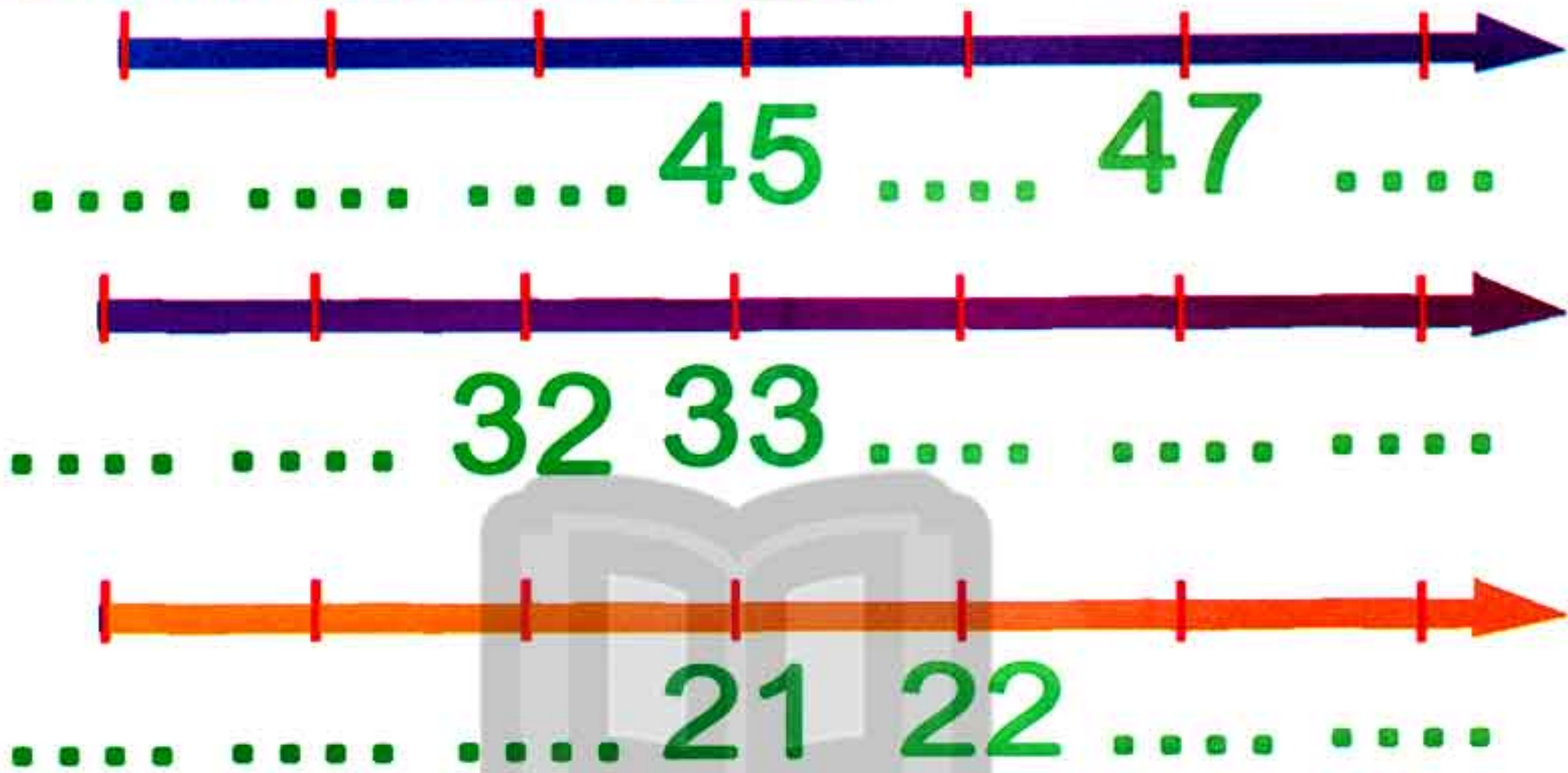
7) Complete the missing numbers:



8) Complete the missing numbers:




9) Complete the number line:



10) Arrange on the number line:

1) 47 , 46 , 49 , 48 , 50



2) 18 , 16 , 19 , 17 , 20



3) 36 , 38 , 34 , 35 , 37



11) Circle the greater number:

35

24

18

16

37

28

76

54

66

47

89

68

74

77

Circle the smaller number:

38

47

47

56

74

66

34

68

77

88

44

35

17

23

12) Compare using ($<$, $>$ or $=$):

53

35

48

18

9

17

48

48

38

47

25

25

17

18

16

26

13) Arrange ascendingly:

16 36 87 3 64

.....

15 9 18 1 47

.....

18 39 88 4 66

.....

14) Arrange descendingly:

14 36 18 1 25

.....

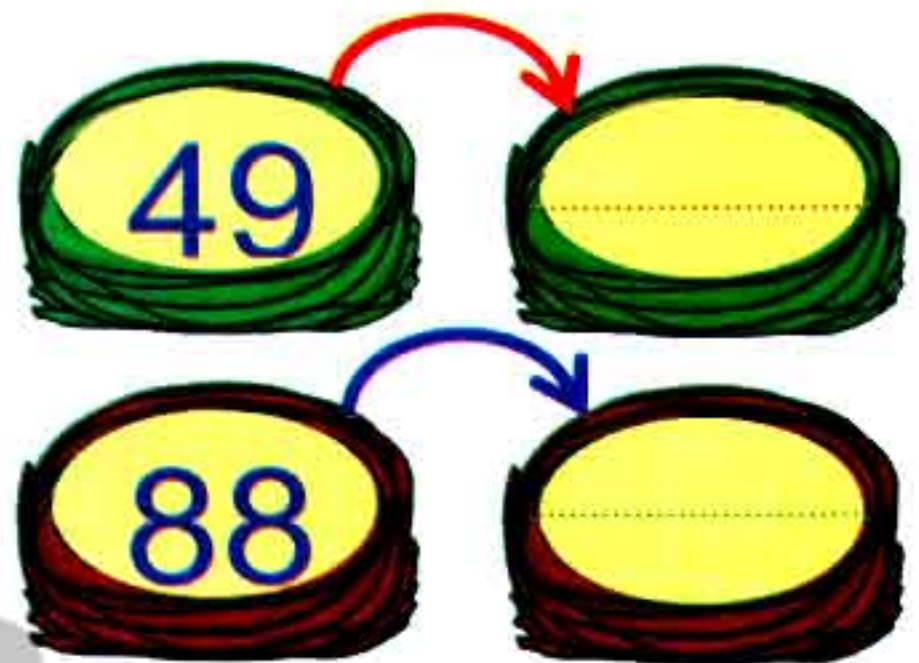
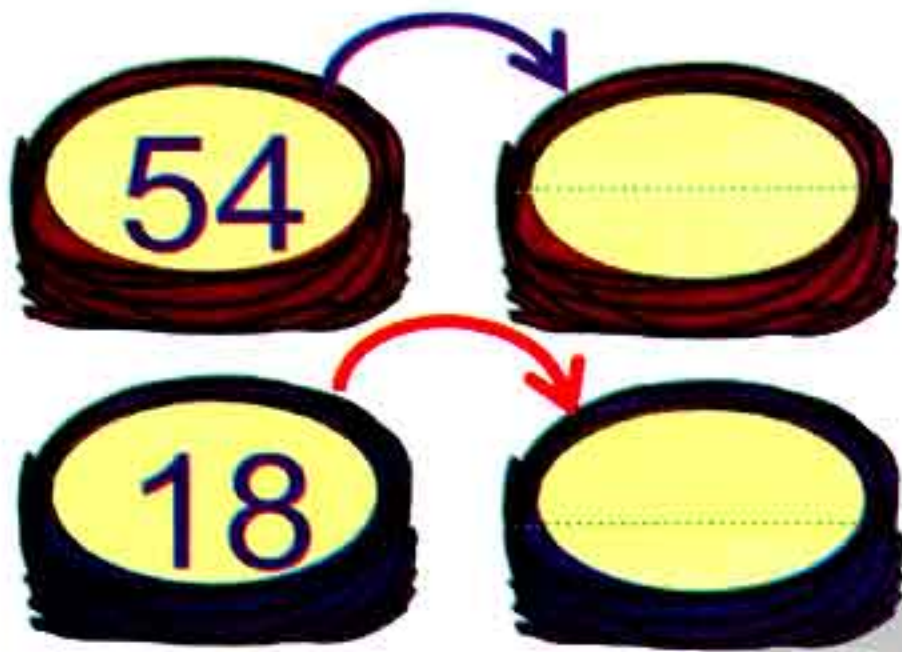
5 29 48 1 36

.....

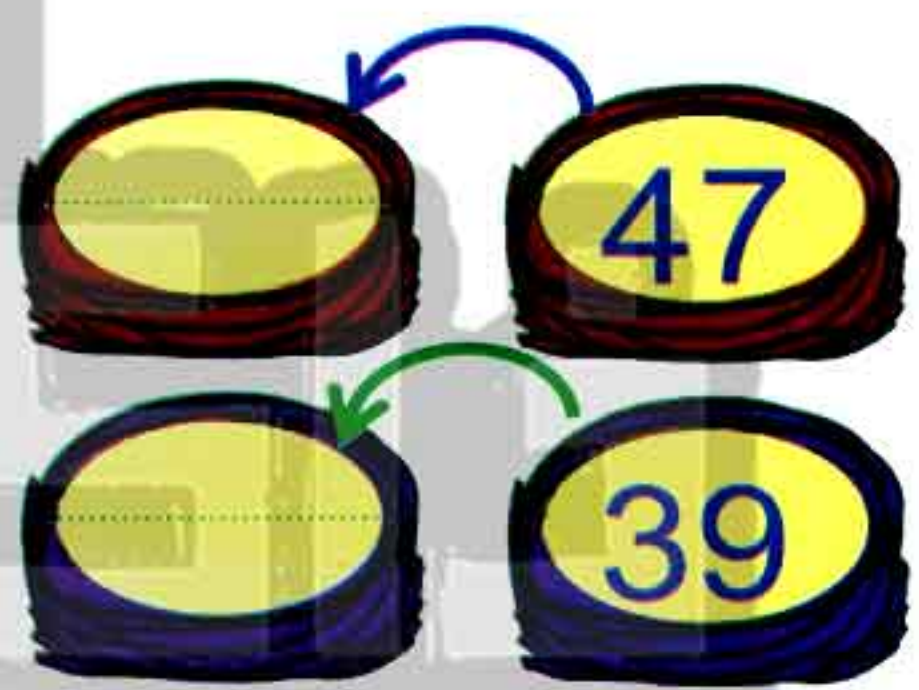
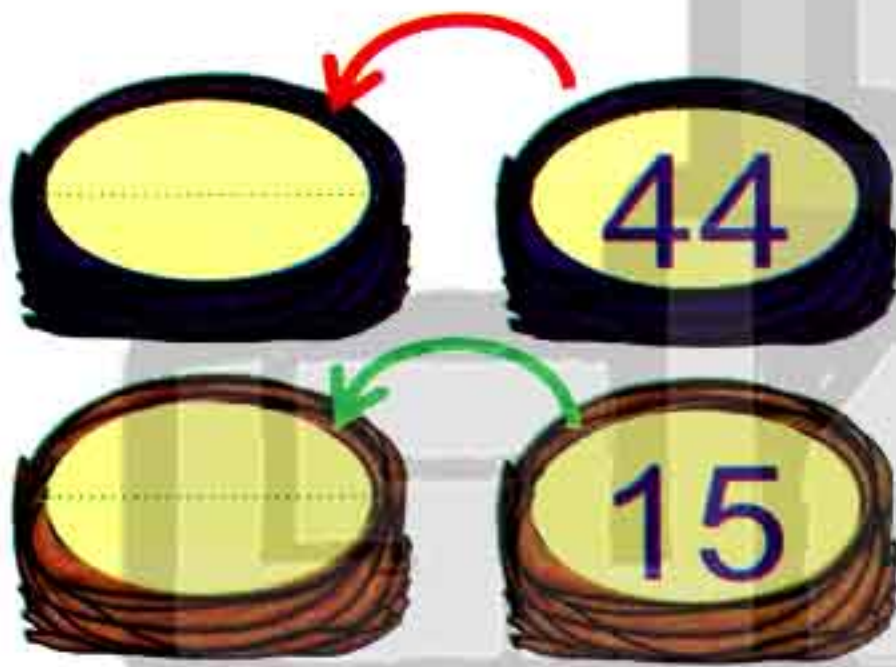
41 46 55 1 83

.....

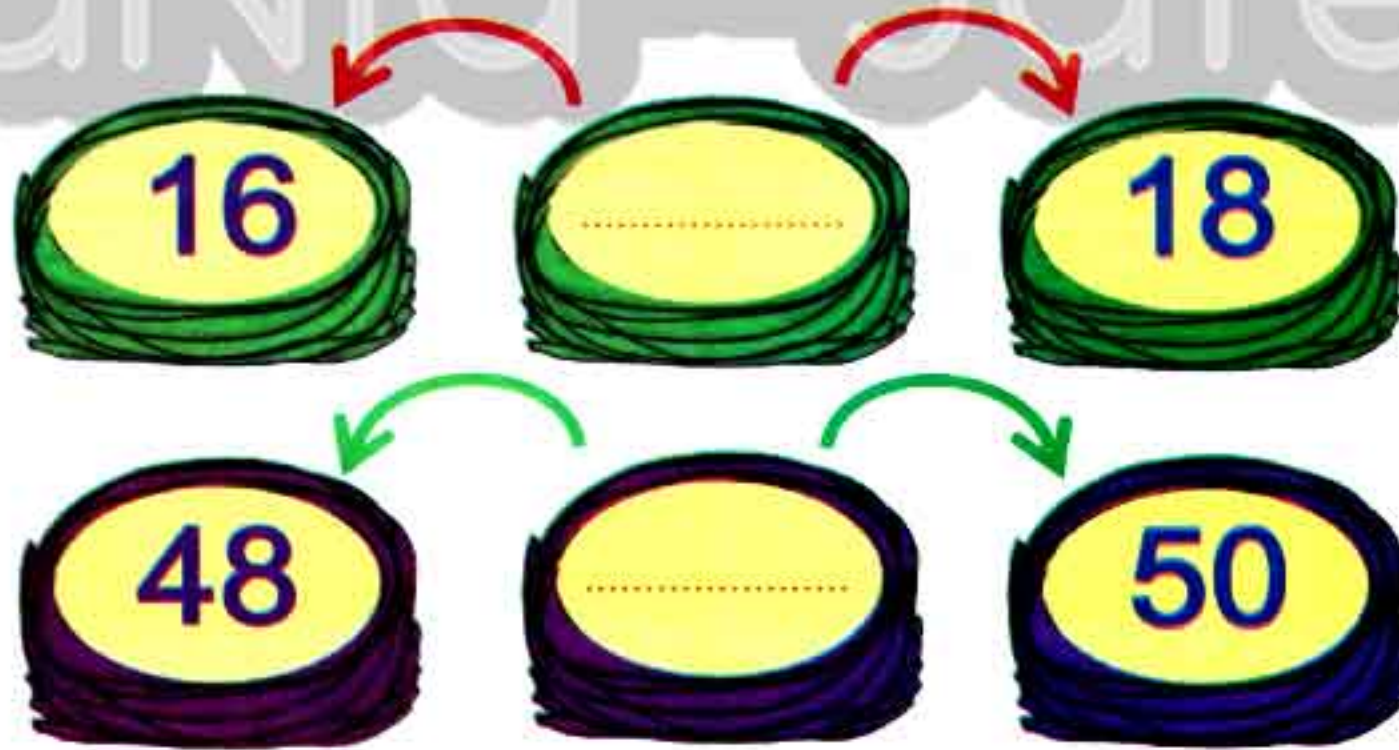
15) Write the number just after:



16) Write the number just before:



17) Write the number between:



تابع جديد زاكروولي على موقعنا
<https://www.zakrooly.com>

18) Add the following:

$4 + 3 = \square$

$10 + 3 = \square$

$7 + 1 = \square$

$9 + 6 = \square$

$4 + 4 = \square$

$10 + 4 = \square$

$13 + 5 = \square$

$5 + 2 = \square$

$15 + 4 = \square$

$5 + 5 = \square$

19) Subtract the following:

$6 - 1 = \square$

$10 - 3 = \square$

$9 - 1 = \square$

$10 - 1 = \square$

$4 - 2 = \square$

$9 - 4 = \square$



$8 - 4 = \square$

$7 - 3 = \square$

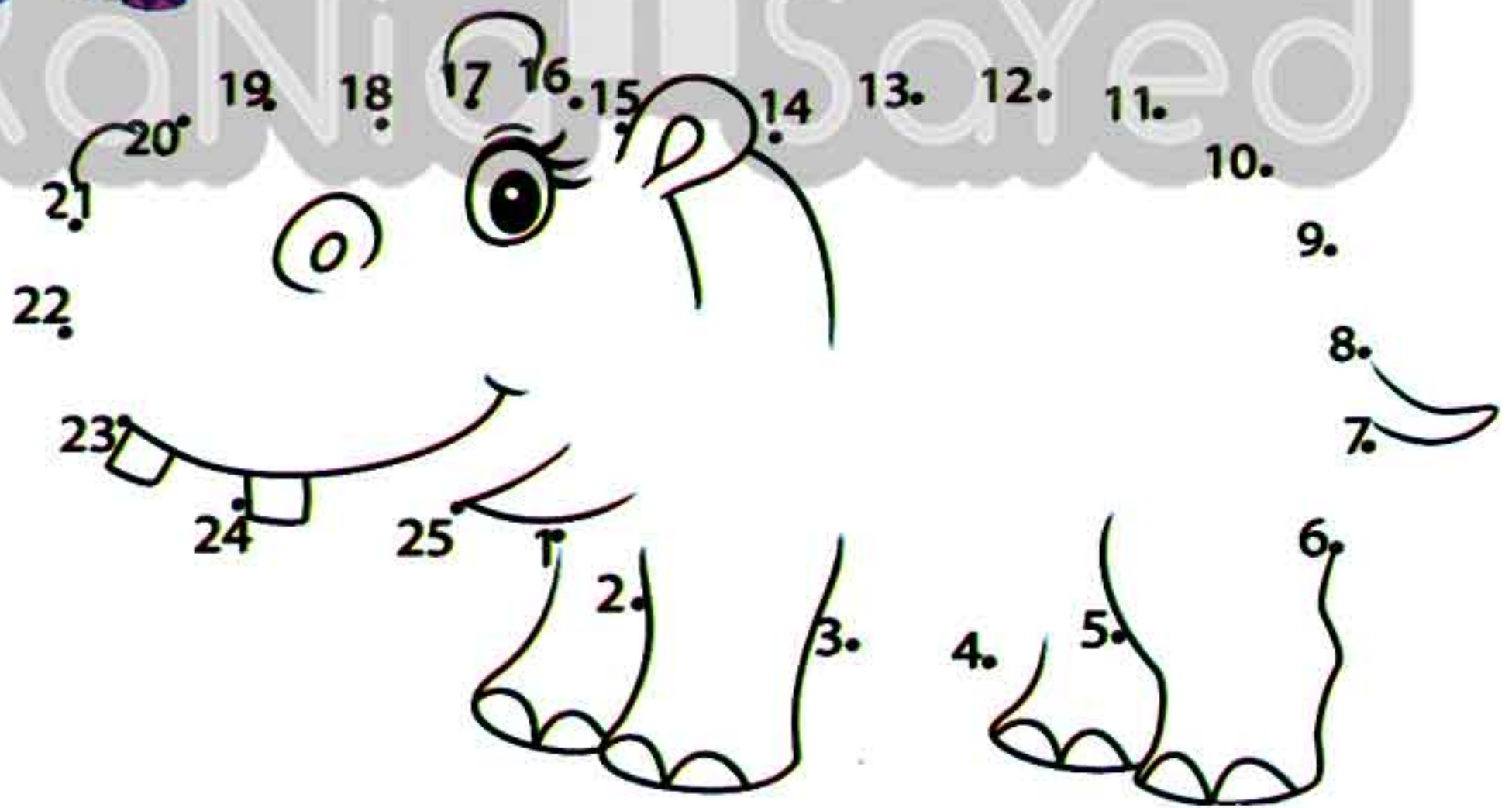

$9 - 5 = \square$

$17 - 8 = \square$

20) Match the similar shapes:



21) Match:



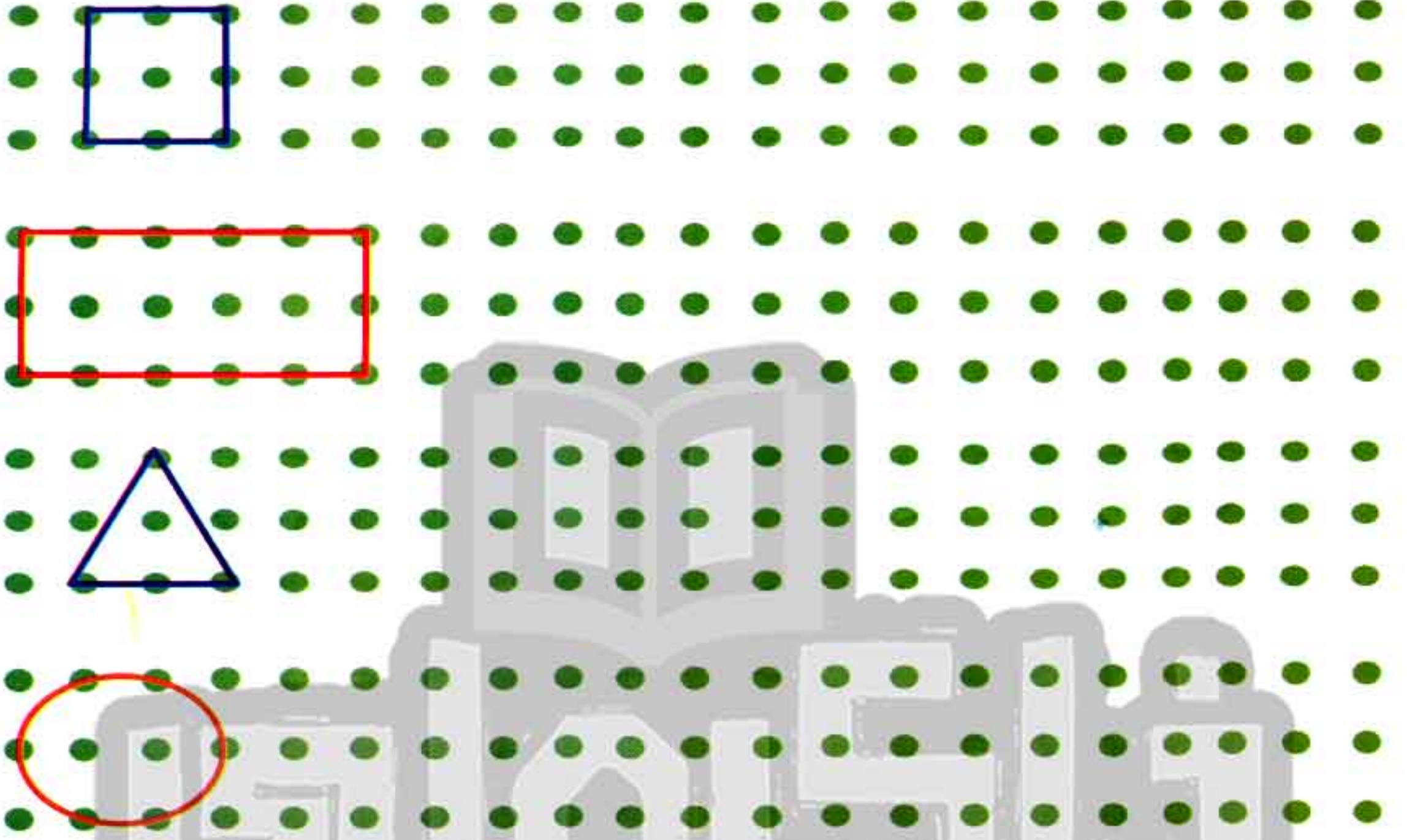
240

Final Revision

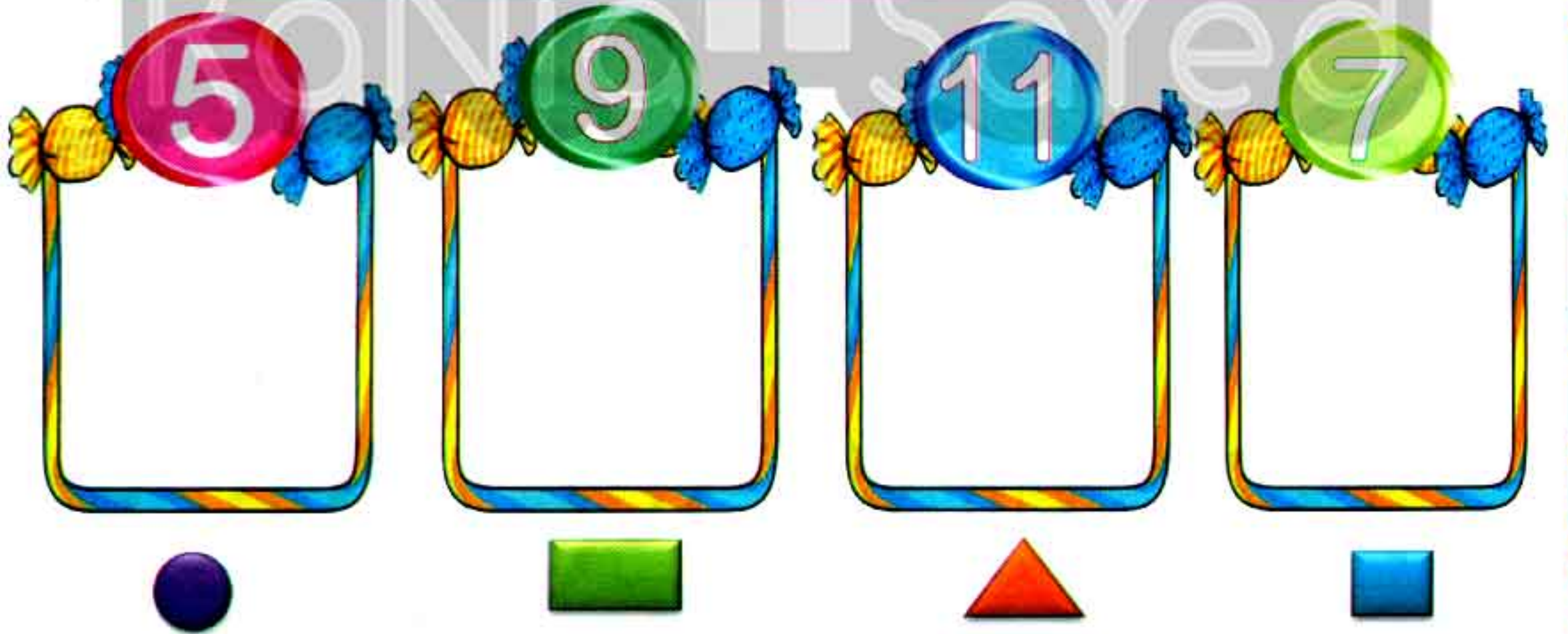


هذا العمل حصري على موقع ذاكرولي التعليمي ويسمح بمشاركته فقط ولا يسمح بتداوله على أي مواقع أخرى
للمزيد من أعمالنا الحصرية تفضل بزيارة موقعنا الإلكتروني من هنا <https://www.zakrooly.com>

22) Connect points and make many shapes:



23) Draw according to the given numbers and shapes:



24) Color:

➤ Color from (1) to (20)



➤ Color from (51) to (70)





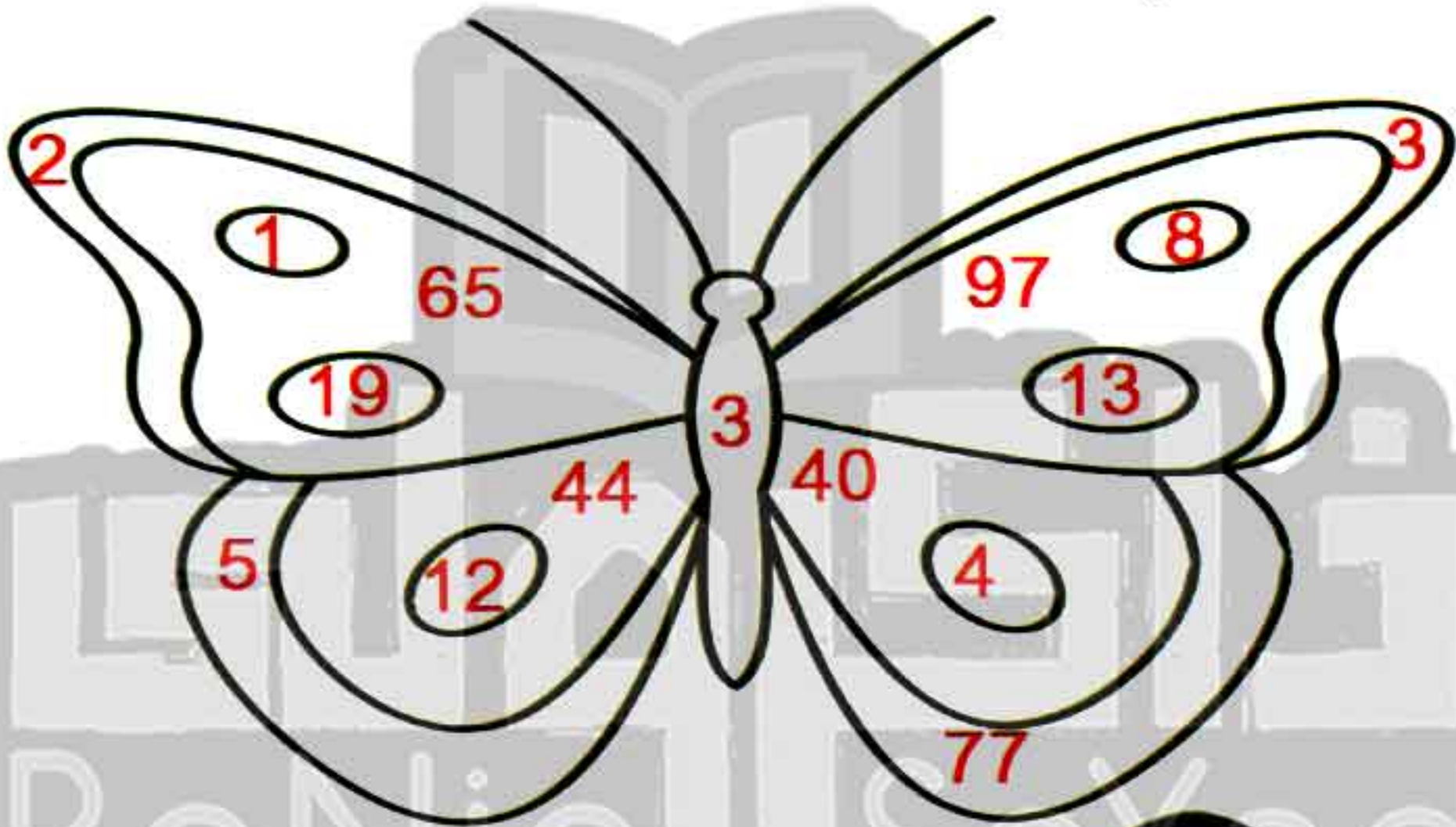
➤ Color from (21) to (50)



➤ Color from (71) to (90)



➤ Color from (91) to (100)



242

Final Revision



هذا العمل حصري على موقع ذاكرولى التعليمي ويسمح بمشاركته فقط ولا يسمح بتداوله على أي مواقع أخرى
للمزيد من أعمالنا الحصرية تفضل بزيارة موقعنا الإلكتروني من هنا <https://www.zakrooly.com>

25) life problems:

- 1) Saher has (4) pounds. His uncle gives him other (3) pounds. How many pounds does Saher have?



Saher has:

$$\boxed{\dots} + \boxed{\dots} = \boxed{\dots} \text{ pounds.}$$

- 2) There were (8) birds in the tree.
(4) birds flew away.

- How many birds were left in the tree?



The left birds:

$$\boxed{\dots} - \boxed{\dots} = \boxed{\dots} \text{ birds.}$$

- 3) Shahd ate (2) pieces of ice cream.
Then she ate (3) other pieces.


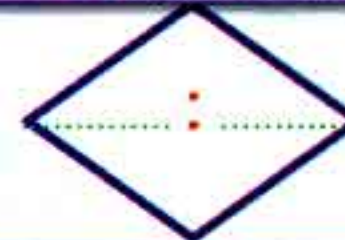
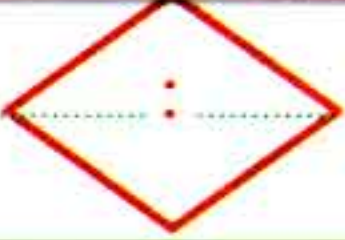
- How many pieces of ice cream did she eat?



Shahd ate:

$$\boxed{\dots} + \boxed{\dots} = \boxed{\dots} \text{ pieces of ice cream.}$$

26) Write the time below each clock:



27) Draw the hands of each clock and tell the time:

11 o'clock



4 o'clock



28) Count and color:



10				
9				
8				
7				
6				
5				
4				
3				
2				
1				



تابع جديد زاكروولي على موقعنا
<https://www.zakrooly.com>

First Term

245



هذا العمل حصري على موقع ذاكرولي التعليمي ويسمح بمشاركته فقط ولا يسمح بتداوله على أي مواقع أخرى
 للمزيد من أعمالنا الحصرية تفضل بزيارة موقعنا الإلكتروني من هنا <https://www.zakrooly.com>

29) Use the calendar then answer the questions:

March 2020						
Sat	Sun	Mon	Tue	Wed	Thu	Fri
	1	2	3	4	5	6
7	8	9	10	11	12	13
14	15	16	17	18	19	20
21	22	23	24	25	26	27
28	29	30	31			

- ☞ What is the name of this month?
- ☞ How many days are there in this month?
- ☞ How many Saturdays are there in this month?
- ☞ How many Fridays are there in this month?
- ☞ How many Mondays are there in this month?

30) Find the result:

$10 + 6 = \square$

$10 + 4 = \square$

$4 + 6 = \square$

$30 + 1 = \square$

$20 + 3 = \square$

$10 + 10 + 10 = \square$

31) Complete the missing numbers:

$$45 = 40 + \square$$

$$18 = 10 + \square$$

$$26 = 20 + \square$$

$$\square = 40 + 4$$

$$32 = 30 + \square$$

$$\square = 20 + 3$$

32) Complete the missing numbers:

$$20 + 7 = \square$$

$$30 + 6 = \square$$

$$30 + 3 = \square$$

$$\square + 9 = 19$$

$$10 + 8 = \square$$

$$\square + 4 = 14$$

33) Subtract:

$$43 - 3 = \square$$

$$12 - 2 = \square$$

$$17 - 7 = \square$$

$$45 - 5 = \square$$

$$34 - 4 = \square$$

$$28 - 8 = \square$$

نفوقه في أي عمل عليه العلامة ري

First Term

247



هذا العمل حصري على موقع ذاكرولى التعليمي ويسمح بمشاركته فقط ولا يسمح بتداوله على أي مواقع أخرى للمزيد من أعمالنا الحصرية تفضل بزيارة موقعنا الإلكتروني من هنا <https://www.zakrooly.com>



Dictionary

Chapters (1, 2)

calendar	تقويم	number line	خط الأعداد	color	يلون
month	شهر	less	أقل	orally	شفويًا
day	يوم	more	أكبر	match	وصل
week	أسبوع	zero	صفر	create	يحضر - يصنع
show	يوضح	represent	يمثل	number chart	مخطط الأعداد
compare	يقارن	point to	يشير إلى	How many ...?	كم عدد ...؟
same	نفس الشيء	date	تاريخ	object	شيء
different	مختلف	count	يعد	participate	يشارك
arrange	يرتب	identify	تحديد	data collection	تجميع البيانات
data	بيانات	size	حجم	five frame	إطار الخمس وحدات
graph	رسم بياني	shape	شكل	math journal	كراسة الرياضيات
collaborate	يتعاون	describe	يصف	artistic representation	عرض فني

Chapters (3, 4)

cross out	احذف	symbols	علامات	less than	أصغر من
organise	ينظم	analyze	يحلل	greater than	أكبر من
picture graph		رسم بياني بالصور	visual representation		عرض بصري

Chapters (5, 6)

add	يجمع	classify	يصنف	participate	يشارك
within	في حدود	demonstrate	يظهر	ones and tens	أحاد و عشرات
solve	يحل	understanding	فهم	represent	تمثيل
apply	يطبق	relationship	علاقة	drawing	رسومات
ten frame structure		إطار العشر وحدات		life problems	مسائل حياتية

Chapter (7)

patterns	أنماط	result	نتيجة	the long hand	العقرب الكبير
cancel	يُحذف	The time	الوقت	the short hand	العقرب الصغير
items	عناصر	belong	ينتمي إلى	does not belong	لا ينتمي
hands	عقارب	subtract	يطرح	go to school	يذهب للمدرسة
minutes	دقائق	subtraction	طرح	eat dinner	يتناول العشاء
a.m.(a:m)	صباحًا	schedule	جدول زمني	go to bed	ينام
p.m.(p:m)	مساءً	wake up	يستيقظ	overview	نظرة عامة
start from	يبدأ من	eat lunch	يتناول الغداء	analog clock	ساعة بعقارب
forward	للأمام	go home	يعود للمنزل	digital clock	ساعة رقمية
backward	للخلف	fact families			مجموعة حقائق الأرقام